

This packet is not for bid and is to be only used as a reference.

Please request a formal bid packet by emailing Cody Doran

@

cdoran@grundyco.org



Local Public Agency Material Proposal or Deliver & Install Proposal



Proposal Submitted By:

Contractor's Name

Contractor's Address

City

State

Zip Code

STATE OF ILLINOIS

Local Public Agency

County

Section Number

Grundy County & Various Townships

Grundy

22-XX000-00-GM

Street Name/Road Name

Type of Funds

Various

MFT and Local

Material proposal Deliver and Install Proposal Plans

For a County and Road District Project

Submitted/Approved

Highway Commissioner Signature

Date

2/18/22

Submitted/Approved

County Engineer/Superintendent of Highways

Date

For a Municipal Project

Submitted/Approved/Passed

Signature

Date

Official Title

Department of Transportation

Released for bid based on limited review

Regional Engineer Signature

Date

Note: All proposal documents, including Proposal Guaranty Checks or Proposal Bid Bonds, should be stapled together to prevent loss when bids are processed.

Local Public Agency	County	Section Number
Grundy County & Various Townships	Grundy	22-XX000-00-GM

NOTICE TO BIDDERS

Sealed proposals for the project described below will be received at the office of Grundy County Highway Department
 Name of Office
245 N. IL. Rt. 47 Morris, IL. 60450 until 11:20 AM on 03/17/22
 Address Time Date

1. Plans and proposal forms will be available in the office of
Grundy County Highway Department: 245 N. IL. Rt. 47 Morris, IL. 60450
22-XX000-00-GM Seal Coat Proposal

2. Prequalification
 If checked, the 2 low bidders must file within 24 hours after the letting an "Affidavit of Availability" (Form BC 57) in duplicate, showing all uncompleted contracts awarded to them and all low bids pending award for Federal, State, County, Municipal and private work. One original shall be filed with the Awarding Authority and one original with the IDOT District Office.
3. The Awarding Authority reserves the right to waive technicalities and to reject any or all proposals as provided in BLRS Special Provision for Bidding Requirements and Conditions for Material/Deliver and Install Proposals.
4. A proposal guaranty in the proper amount, as specified in the BLRS Special Provision for Bidding Requirements and Conditions for Material/Deliver and Install Proposals, will be required. See the attached Special Provisions for specific instructions for proposal guaranty for this proposal packet.
5. The successful bidder at the time of execution of the contract will be required to deposit a contract bond of proposal guaranty as provided for in the special provisions. Failure on the part of the contractor to deliver the material within the time specified or to do the work specified herein will be considered just cause to forfeit his surety as provided in Article 108.10 of the Standard Specifications.
6. Proposals shall be submitted on forms furnished by the Awarding Authority and shall be enclosed in an envelope endorsed "Material Proposal, Section 22-XX000-00-GM".

By Order of Awarding Authority	County Engineer/Superintendent of Highways/ Municipal Clerk	Date
<u>The Highway Committee/Grundy County Board</u>	<u>Eric Gibson</u>	<u>02/17/22</u>

Material Proposal or Deliver & Install Proposal

To
 Awarding Authority
The Highway Committee/Grundy County Board

Awarding Authority Address	City	State	Zip Code
<u>245 N. IL. Rt. 47</u>	<u>Morris</u>	<u>IL</u>	<u>60450</u>

If this bid is accepted within 45 days from the date of opening, the undersigned agrees to furnish or to deliver & install any or all of the materials, at the quoted unit prices, subject to the following:

- It is understood and agreed that the "Standard Specifications for Road and Bridge Construction", adopted 01/01/22 and the "Supplemental Specifications and Recurring Special Provisions", adopted 01/01/22, prepared by the Department of Transportation, shall govern insofar as they may be applied and insofar as they do not conflict with the special provision and supplemental specifications attached hereto.
- It is understood that quantities listed are approximate only and that they may be increased or decrease as may be needed to properly complete the improvement within its present limits or extensions thereto, at the unit prices stated and that bids will be compared on the basis of total price bid for each group.
- Delivery in total or partial shipments as ordered shall be made within the time specified in the special provisions or by the acceptance at the point and in the manner specified in the "Schedule of Prices". If delivery on the job site is specified, it shall mean any place or paces on the road designed by the awarding authority or its authorized representative.
- The contractor and/or local public agency performing the actual material placement operations shall be responsible for providing work zone traffic control, unless otherwise specified in this proposal. Such devices shall meet the requirements of and be installed in accordance with applicable provisions of the "Illinois Manual on Uniform Traffic Control Devices" and any referenced Illinois Highway Standards.

Local Public Agency	County	Section Number
Grundy County & Various Townships	Grundy	22-XX000-00-GM

- Each pay item should have a unit price and a total price. If no total price is shown or if there is a discrepancy between the product of the unit price multiplied by the quantity, the unit price shall govern. If a unit price is omitted, the total price will be divided by the quantity in order to establish a unit price. A bid will be declared unacceptable if neither a unit price nor a total price is shown.
- A proposal guaranty in the proper amount, as specified in BLRS Special Provision for Bidding Requirements and Conditions for Contract Proposals, will be required. The proposal guaranty as specified in the special provisions is attached.

If a bid bond is allowed or required, Department form BLR 12230 or a proposal guaranty check, complying with the specifications, made payable to: Grundy County Treasurer of Grundy County
 The amount of the check is _____ (_____).

Attach Cashier's Check or Certified Check Here

In the event that one proposal guaranty check is intended to cover two or more bid proposals, the amount must be equal to the sum of the proposal guaranties which would be required for each individual bid proposal. If the proposal guaranty check is placed in another bid proposal, state below where it may be found.

The proposal guaranty check will be found in the bid proposal for: Section Number _____).

Discounts will be allowed for payment as follows: _____ calendar days _____ calendar days

Discounts will not be considered in determining the low bidder

Bidder

By

Title

Address

City

State

Zip Code

Not For Bid



Local Public Agency Proposal Bid Bond



Local Public Agency	County	Section Number
Grundy County & Various Townships	Grundy	22-XX000-00-GM

WE, _____ as PRINCIPAL, and _____ as SURETY, are held jointly,

severally and firmly bound unto the above Local Public Agency (hereafter referred to as "LPA") in the penal sum of 5% of the total bid price, or for the amount specified in the proposal documents in effect on the date of invitation for bids, whichever is the lesser sum. We bind ourselves, our heirs, executors, administrators, successors, and assigns, jointly pay to the LPA this sum under the conditions of this instrument.

WHEREAS THE CONDITION OF THE FOREGOING OBLIGATION IS SUCH that, the said PRINCIPAL is submitting a written proposal to the LPA acting through its awarding authority for the construction of the work designated as the above section.

THEREFORE if the proposal is accepted and a contract awarded to the PRINCIPAL by the LPA for the above designated section and the PRINCIPAL shall within fifteen (15) days after award enter into a formal contract, furnish surety guaranteeing the faithful performance of the work, and furnish evidence of the required insurance coverage, all as provided in the "Standard Specifications for Road and Bridge Construction" and applicable Supplemental Specifications, then this obligation shall become void; otherwise it shall remain in full force and effect.

IN THE EVENT the LPA determines the PRINCIPAL has failed to enter into a formal contract in compliance with any requirements set forth in the preceding paragraph, then the LPA acting through its awarding authority shall immediately be entitled to recover the full penal sum set out above, together with all court costs, all attorney fees, and any other expense of recovery.

IN TESTIMONY WHEREOF, the said PRINCIPAL and the said SURETY have caused this instrument to be signed by their respective officers this _____ of _____ Day _____ Month and Year

Principal

Company Name _____

Signature _____ Date _____

By: _____

Title _____

Company Name _____

Signature _____ Date _____

By: _____

Title _____

(If Principal is a joint venture of two or more contractors, the company names, and authorized signatures of each contractor must be affixed.)

Surety

Name of Surety _____

Signature of Attorney-in-Fact _____ Date _____

By: _____

STATE OF IL
COUNTY OF

I _____, a Notary Public in and for said county do hereby certify that

(Insert names of individuals signing on behalf of PRINCIPAL & SURETY)

who are each personally known to me to be the same persons whose names are subscribed to the foregoing instrument on behalf of PRINCIPAL and SURETY, appeared before me this day in person and acknowledged respectively, that they signed and delivered said instruments as their free and voluntary act for the uses and purposes therein set forth.

Given under my hand and notarial seal this _____ day of _____ Month and Year

(SEAL)

Notary Public Signature _____

Date commission expires _____

Local Public Agency	County	Section Number
Grundy County & Various Townships	Grundy	22-XX000-00-GM

ELECTRONIC BID BOND

Electronic bid bond is allowed (box must be checked by LPA if electronic bid bond is allowed)

The Principal may submit an electronic bid bond, in lieu of completing the above section of the Proposal Bid Bond Form. By providing an electronic bid bond ID code and signing below, the Principal is ensuring the identified electronic bid bond has been executed and the Principal and Surety are firmly bound unto the LPA under the conditions of the bid bond as shown above. (If PRINCIPAL is a joint venture of two or more contractors, an electronic bid bond ID code, company/Bidder name title and date must be affixed for each contractor in the venture.)

Electronic Bid Bond ID Code

--	--	--	--	--	--	--	--	--	--	--	--	--	--	--	--	--	--	--	--

Company/Bidder Name

--

Signature	Date

Title

--

Not
For
Bid



Affidavit of Availability
For the Letting of 03/17/22



Bureau of Construction
2300 South Dirksen Parkway/Room 322
Springfield, IL 62764

Instructions: Complete this form by either typing or using black ink. "Authorization to Bid" will not be issued unless both sides of this form are completed in detail. Use additional forms as needed to list all work.

Part I. Work Under Contract

List below all work you have under contract as either a prime contractor or a subcontractor. It is required to include all pending low bids not yet awarded or rejected. In a joint venture, list only that portion of the work which is the responsibility of your company. The uncompleted dollar value is to be based upon the most recent engineer's or owners estimate, and must include work subcontracted to others. If no work is contracted, show NONE.

	1	2	3	4	Awards Pending	Accumulated Totals
Contract Number						
Contract With						
Estimated Completion Date						
Total Contract Price						
Uncompleted Dollar Value if Firm is the Prime Contractor						
Uncompleted Dollar Value if Firm is the Subcontractor						
Total Value of All Work						

Part II. Awards Pending and Uncompleted Work to be done with your own forces.

List below the uncompleted dollar value of work for each contract and awards pending to be completed with your own forces. All work subcontracted to others will be listed on the reverse of this form. In a joint venture, list only that portion of the work to be done by your company. If no work is contracted, show NONE.

Earthwork						
Portland Cement Concrete Paving						
HMA Plant Mix						
HMA Paving						
Clean & Seal Cracks/Joints						
Aggregate Bases, Surfaces						
Highway, R.R., Waterway Struc.						
Drainage						
Electrical						
Cover and Seal Coats						
Concrete Construction						
Landscaping						
Fencing						
Guardrail						
Painting						
Signing						
Cold Milling, Planning, Rotomilling						
Demolition						
Pavement Markings (Paint)						
Other Construction (List)						
Totals						

Disclosure of this information is REQUIRED to accomplish the statutory purpose as outlined in the "Illinois Procurement Code." Failure to comply will result in non-issuance of an "Authorization To Bid." This form has been approved by the State Forms Management Center.

Part III. Work Subcontracted to Others.

For each contract described in Part I, list all the work you have subcontracted to others.

	1	2	3	4	Awards Pending
Subcontractor					
Type of Work					
Subcontract Price					
Amount Uncompleted					
Subcontractor					
Type of Work					
Subcontract Price					
Amount Uncompleted					
Subcontractor					
Type of Work					
Subcontract Price					
Amount Uncompleted					
Subcontractor					
Type of Work					
Subcontract Price					
Amount Uncompleted					
Subcontractor					
Type of Work					
Subcontract Price					
Amount Uncompleted					
Total Uncompleted					

Notary

I, being duly sworn, do hereby declare this affidavit is a true and correct statement relating to ALL uncompleted contracts of the undersigned for Federal, State, County, City and private work, including ALL subcontract work, ALL pending low bids not yet awarded or rejected and ALL estimated completion dates.

Officer or Director

Title

Signature

Date

Company

Address

City

State

Zip Code

Subscribed and sworn to before me
 this ____ day of _____, ____

 (Signature of Notary Public)

My commission expires _____

(Notary Seal)

Add pages for additional contracts



Local Public Agency

County

Section Number

Grundy County & Various Townships

Grundy

22-XX000-00-GM

Material Proposal Schedule of Prices

Group No.	Item(s)	Delivery	Unit	Quantity	Unit Price	Total
- A	Erienna, 22-03000-00-GM	Applied on Road				
-	Bituminous Material HFE-150		Gal	4,121.67		
-	Seal Coat Aggregate		Ton	113.35		
-	Fog Seal		Sq Yd	10,304.17		
- B	Garfield, 22-05000-00-GM	Applied on Road				
-	Bituminous Material HFE-150		Gal	10,077.51		
-	Seal Coat Aggregate		Ton	277.13		
- C	Goodfarm, 22-06000-00-GM	Applied on Road				
-	Bituminous Material HFE-150		Gal	19,590.49		
-	Seal Coat Aggregate		Ton	538.74		
-	Fog Seal		Sq Yd	80,353.27		
- D	Greenfield, 22-07000-00-GM	Applied on Road				
-	Bituminous Material HFE-150		Gal	13,522.5		
-	Seal Coat Aggregate		Ton	371.87		
- E	Grundy Co, 22-00000-00-GM	Applied on Road				
-	Bituminous Material HFE-150		Gal	66,165.85		
-	Seal Coat Aggregate		Ton	1,819.56		
-	Fog Seal		Sq Yd	225,452.9		
- F	Highland, 22-09000-00-GM	Applied on Road				
-	Bit. Matl (Prime MC 30)		Gal	6,898.76		
-	Seal Coat Aggregate		Ton	640.7		
-	Bituminous Material HFE-150		Gal	34,681.2		
-	Cover Coat Aggregate		Ton	431.17		
-	Fog Seal		Sq Yd	107,099.4		
-	Prep of Base		Sq Yd	34,493.78		
- G	Maine, 22-10000-00-GM	Applied on Road				
-	Bit. Matl (Prime MC 30)		Gal	583.78		
-	Seal Coat Aggregate		Ton	32.11		
-	Bituminous Material HFE-150		Gal	2,130.79		
-	Cover Coat Aggregate		Ton	36.49		
-	Prep of Base		Sq Yd	2,918.89		

Local Public Agency	County	Section Number
Grundy County & Various Townships	Grundy	22-XX000-00-GM

Group No.	Item(s)	Delivery	Unit	Quantity	Unit Price	Total
- H	Mazon, 22-11000-00-GM	Applied on Road				
-	Bit. Matl (Prime MC 30)		Gal	4,469.38		
-	Seal Coat Aggregate		Ton	245.82		
-	Bituminous Material HFE-150		Gal	16,313.25		
-	Cover Coat Aggregate		Ton	279.34		
-	Fog Seal		Sq Yd	22,346.92		
-	Prep of Base		Sq Yd	22,346.92		
-						
- I	NettleCreek, 22-13000-00-GM	Applied on Road				
-	Bit. Matl (Prime MC 30)		Gal	4,278.25		
-	Seal Coat Aggregate		Ton	341.69		
-	Bituminous Material HFE-150		Gal	19,484.05		
-	Cover Coat Aggregate		Ton	267.39		
-	Fog Seal		Sq Yd	21,391.24		
-	Prep of Base		Sq Yd	21,391.24		
-						
- J	Norman, 22-14000-00-GM	Applied on Road				
-	Bituminous Material HFE-150		Gal	12,444.22		
-	Seal Coat Aggregate		Ton	342.22		

Add Row

The undersigned firm certifies that it has not been convicted of bribery or attempting to bribe an officer or employee of the State of Illinois, nor has the firm made an admission of guilt of such conduct which is a matter of record, nor has an official, agent, or employee of the firm committed bribery or attempted bribery on behalf of the firm and pursuant to the direction or authorization of a responsible official of the firm. The undersigned firm further certifies that it is not barred from contracting with any unit of State or local government as a result of a violation of State laws prohibiting bid-rigging or bid rotating.

Signature of Bidder	Date
<input type="text"/>	<input type="text"/>

Address	City	State	Zip Code
<input type="text"/>	<input type="text"/>	<input type="text"/>	<input type="text"/>

Grundy County
Erienna Township

Material Proposal Schedule of Quantities
22-03000-00 GM

Resurfacing Tar-Chip + Fog

Long Point Rd:

County line to Nettle Creek Rd.

L= 4,975

Average Width= 18.5

	Totals	
Bit. Matl. HFE-150 :	4,121.67	Gals
Seal Coat Aggregate	113.35	Tons
Fog Seal:	10,304.17	Sq Yds

Not For Bid

Grundy County
Garfield Township

Material Proposal Schedule of Quantities
22-05000-00 GM

Resurfacing Tar-Chip

Gorman Rd: Scully Rd, north to RR Tracks
L=13,360
Average Width=16.5

Totals	
Bit. Matl. (HFE 150):	10,077.51 Gals
Seal Coat Agg.	277.13 Tons

Not For Bid

Grundy County
Goodfarm Township

Material Proposal Schedule of Quantities
22-06000-00 GMI

Fog Seal

Scully Rd: 47 to Horton
L=15,646.52
Average Width 16.5'

Fog Seal	Fog Seal
Fog Seal:	31,377.04 Sq Yds

Resurfacing Tar-Chip + Fog Seal

**Old Mazon Rd: South of Stonewall Rd, head
north to township line. (Fence Line)**
L=24,019
Average Width 18.25'

A-1 + Fog Seal	
Bit. Matl. (HFE 150):	19,590.49 Gals
Seal Coat Agg.	538.74 Tons
Fog Seal:	48,976.23 Sq Yds

Totals	
Bit. Matl. (HFE 150):	19,590.49 Gals
Seal Coat Agg.	538.74 Tons
Fog Seal:	80,353.27 Sq Yds

Resurfacing Tar-Chip

East Main Rd: Storm Rd to Coster Rd
L=5,284
Average Width = 20'

Bit. Matl. (HFE 150):	4,708.15 Gals
Seal Coat Agg.	129.47 Tons

Coster Rd: Main Rd to North S. Wilmington Lim.
L=2,750
Average Width = 20'

Bit. Matl. (HFE 150):	2,477.04 Gals
Seal Coat Agg.	68.12 Tons

Halpin Rd: Rice Rd to Goodfarm Rd
Goodfarm Rd: Halpin Rd to County Line
L=5,270
Average Width = 18'
L=2,598

Bit. Matl. (HFE 150):	6,337.36 Gals
Seal Coat Agg.	174.28 Tons

Totals	
Bit. Matl. (HFE 150):	13,522.55 Gals
Seal Coat Agg.	371.87 Tons

Resurfacing Tar-Chip

Gardner Rd: Rt 47 west to County Line

L=47,220
W=24.5

Bit. Matl. (HFE 150):
Seal Coat Agg:
Fog Seal:

A-1 + Fog Seal
51,666.22 Gals
1,420.82 Tons
129,165.56 Sq Yds

Verona Rd: Grand Ridge Rd to Mine Rd.

L=5,400
W=21

Bit. Matl. (HFE 150):
Seal Coat Agg:
Fog Seal:

A-1 + Fog Seal
5,205.93 Gals
143.16 Tons
13,014.81 Sq Yds

Mine Rd: Verona Rd to Division St

L=2,655
W=20.58

Bit. Matl. (HFE 150):
Seal Coat Agg:
Fog Seal:

A-1 + Fog Seal
2,469.92 Gals
67.92 Tons
6,174.80 Sq Yds

Division St: Mine Rd to Verona City Limits

L=2,630
W=18.5

Bit. Matl. (HFE 150):
Seal Coat Agg:
Fog Seal:

A-1 + Fog Seal
2,162.44 Gals
59.47 Tons
5,406.11 Sq Yds

Sherrill Rd: Route 47 to Ashley Rd

L=4,560
W=23

Bit. Matl. (HFE 150):
Seal Coat Agg:
Fog Seal:

A-1 + Fog Seal
4,661.33 Gals
128.19 Tons
11,653.33 Sq Yds

Lincoln Rd: Rice Rd to Stonewall

L=10,800
W=17.25

Fog Seal:

Fog Seal
23,636.82 Sq Yds

Stonewall Rd: Lincoln to Reddick Rd

L=1415
W=17.25

Fog Seal:

Fog Seal

Reddick Rd: Stonewall to Livingston Rd

L=10,620

W=19.5

Fog Seal:

Fog Seal

23,341.85 Sq Yds

Livingston Rd: Reddick Rd east to County End

L=5,380

W=21.5

Fog Seal:

Fog Seal

13,059.63 Sq Yds

Totals

Bit. Matl. (HFE 150):

66,165.85 Gals

Seal Coat Agg:

1,819.56 Tons

Fog Seal:

225,452.92 Sq Yds

Not For Bid

Grundy County
Highland Township

Material Proposal Schedule of Quantities
22-09000-00 GIM

	<u>Feet</u>	<u>Sq Yds</u>
Verona Rd: Goodfarm Rd to Livingston Rd		
L=15,920		
W=21		
Fog Seal	37369.04	Sq Yds

Scully Rd: Verona Rd to Horton Rd		
L=5,305		
W=18		
Fog Seal	10704.81	Sq Yds

Horton Rd: South of Scully Rd to East Driveway		
L=390		
W=18		
Fog Seal	780.00	Sq Yds

Swell Rd: Livingston Rd to Scully Rd		
L=5,300		
W=19		
A-1 + Fog Seal		
Bit. Matl. (HFE 150):	4750.37	Gals
Seal Coat Agg:	130.64	Tons
Fog Seal:	11875.93	Sq Yds
*Livingston Rd Jog East to Swell Rd South 280 x 19		

Swell Rd: Goodfarm Rd to South 1 Mile		
L=5,300		
W=19		
A-1 + Fog Seal		
Bit. Matl. (HFE 150):	4750.37	Gals
Seal Coat Agg:	130.64	Tons
Fog Seal:	11875.93	Sq Yds

Swell Rd: Scully Rd to North 1 Mile

L=6,000
W=19

	A-2 + Fog Seal	
Prep of Base	12865.85	Sq Yds
Bit (MC30):	2573.17	Gal
Seal Coat Agg:	141.52	Tons
Bit. Matl. (HFE 150):	9392.07	Gals
Cover Coat Agg:	160.82	Tons
Fog Seal	12865.85	Sq Yds

Scully Rd: Swell Rd to Johnny Run Rd

L=5,200
W=18

	A-2 + Fog Seal	
Prep of Base	10400.00	Sq Yds
Bit (MC30):	2080.00	Gal
Seal Coat Agg:	114.40	Tons
Bit. Matl. (HFE 150):	7592.00	Gals
Cover Coat Agg:	130.00	Tons
Fog Seal	10400.00	Sq Yds

Buffalo Rd: Burkhart Rd to Gardner Rd

L=5,240
W=19

	A-2 + Fog Seal	
Prep of Base	11227.93	Sq Yds
Bit (MC30):	2245.59	Gal
Seal Coat Agg:	123.51	Tons
Bit. Matl. (HFE 150):	8196.39	Gals
Cover Coat Agg:	140.35	Tons
Fog Seal	11227.93	Sq Yds

	Totals	
Prep of Base	34493.78	Sq Yd
Bit (MC30):	6898.76	Gal
Seal Coat Agg:	640.70	Ton
Bit. Matl. (HFE 150):	34681.20	Gal
Cover Coat Agg:	431.17	Ton
Fog Seal	107099.48	Sq Yd

Grundy County
Maine Township

Material Proposal Schedule of Quantities
22-10000-00 GM

Resurfacing Tar-Chip

Jugtown Rd Patch: 1/4 mile south of Rt 113

L=140
W=18

Spring Rd Patch: 1/2 mile west of Gorman Rd

L=60
W=18

Grand Ridge Rd Patch: West of Gorman Rd

L=815
W=18

Grand Ridge Rd Patch: West of Gorman Rd

L=500
W=16

A2 Patches	
Prep of Base	280.00 Sq Yds
Bit (MC30):	56.00 Gal
Seal Coat Agg:	3.08 Tons
Bit. Matl. (HFE 150):	204.40 Gals
Cover Coat Agg:	3.50 Tons
Prep of Base	120.00 Sq Yds
Bit (MC30):	24.00 Gal
Seal Coat Agg:	1.32 Tons
Bit. Matl. (HFE 150):	87.60 Gals
Cover Coat Agg:	1.50 Tons
Prep of Base	1,630.00 Sq Yds
Bit (MC30):	326.00 Gal
Seal Coat Agg:	17.93 Tons
Bit (HFE):	1,189.90 Gals
Cover Coat Agg:	20.38 Tons
Prep of Base	888.89 Sq Yds
Bit (MC30):	177.78 Gal
Seal Coat Agg:	9.78 Tons
Bit. Matl. (HFE 150):	648.89 Gals
Cover Coat Agg:	11.11 Tons

Totals	
Prep of Base	2,918.89 Sq Yds
Bit (MC30):	583.78 Gal
Seal Coat Agg:	32.11 Tons
Bit. Matl. (HFE 150):	2,130.79 Gals
Cover Coat Agg:	36.49 Tons

Grundy County
Mazon Township

Material Proposal Schedule of Quantities
22-11000-00 GM

Resurfacing Tar-Chip

Waupecan: Hadden to Township Line

L=4,590
W=20

A2 + Fog Seal	
Prep of Base:	10,266.55 Sq Yds
Bit (MC30):	2,053.31 Gals
Seal Coat Agg:	112.93 Tons
Bit. Matl. (HFE 150):	7,494.58 Gals
Cover Coat Agg:	128.33 Tons
Fog Seal	10,266.55 Sq Yds

Old Mazon Rd: Grand Ridge Rd to Braceville Rd

L=5,400
W=20

A2 + Fog Seal	
Prep of Base:	12,080.37 Sq Yds
Bit (MC30):	2,416.07 Gals
Seal Coat Agg:	132.88 Tons
Bit. Matl. (HFE 150):	8,818.67 Gals
Cover Coat Agg:	151.00 Tons
Fog Seal:	12,080.37 Sq Yds

Totals	
Prep of Base:	22,346.92 Sq Yds
Bit (MC30):	4,469.38 Gal
Seal Coat Agg:	245.82 Tons
Bit. Matl. (HFE 150):	16,313.25 Gals
Cover Coat Agg:	279.34 Tons
Fog Seal:	22,346.92 Sq Yds

Grundy County

Nettle Creek Township

Material Proposal Schedule of Quantities

22-13000-00 GM

Resurfacing Tar-Chip

Hoge Rd: Nettle School Rd. to 1 mile west

L=5400

W=17.25

A-2 + Fog Seal	
Prep of Base:	10,397.70 Sq Yds
Bit (MC30):	2,079.54 Gal
Seal Coat Agg:	114.37 Tons
Bit. Matl. (HFE 150):	7,590.32 Gals
Cover Coat Agg:	129.97 Tons
Fog Seal:	10,397.70 Sq Yds

Nettle Creek Rd: Airport Rd to Mihooka Rd

L=5,325

W=18.5

A-2 + Fog Seal	
Prep of Base:	10,993.54 Sq Yds
Bit (MC30):	2,198.71 Gal
Seal Coat Agg:	120.93 Tons
Bit. Matl. (HFE 150):	8,025.28 Gals
Cover Coat Agg:	137.42 Tons
Fog Seal:	10,993.54 Sq Yds

Stavanger Rd: Nettle Creek Rd to LaSalle Rd

L=4,750

W=18.0

A-1	
Bit. Matl. (HFE 150):	3,868.44 Gals
Seal Coat Agg:	106.38 Tons

Totals	
Prep of Base:	21,391.24 Sq Yds
Bit (MC30):	4,278.25 Gal
Seal Coat Agg:	341.69 Tons
Bit. Matl. (HFE 150):	19,484.05 Gals
Cover Coat Agg:	267.39 Tons
Fog Seal:	21,391.24 Sq Yds

Grundy County
Norman Township
Resurfacing Tar-Chip + Fog

Material Proposal Schedule of Quantities
22-14000-00 GM

Indian Trail Rd: Gonnam Rd to LaSalle Rd
L=15,300
W=18.25

	Totals	
Bit. Matl. (HFE 150):	12,444.22	Gals
Seal Coat Agg:	342.22	Tons

Not For Bid



Apprenticeship and Training Program Certification



Local Public Agency	County	Street Name/Road Name	Section Number
Grundy County & Various Townships	Grundy	Various	22-XX000-00-GM

All contractors are required to complete the following certification

- For this contract proposal or for all bidding groups in this deliver and install proposal.
- For the following deliver and install bidding groups in this material proposal.

Illinois Department of Transportation policy, adopted in accordance with the provisions of the Illinois Highway Code, requires this contract to be awarded to the lowest responsive and responsible bidder. The award decision is subject to approval by the Department. In addition to all other responsibility factors, this contract or deliver and install proposal requires all bidders and all bidder's subcontractors to disclose participation in apprenticeship or training programs that are (1) approved by and registered with the United States Department of Labor's Bureau of Apprenticeship and Training, and (2) applicable to the work of the above indicated proposals or groups. Therefore, all bidders are required to complete the following certification:

1. Except as provided in paragraph 4 below, the undersigned bidder certifies that it is a participant, either as an individual or as part of a group program, in an approved apprenticeship or training program applicable to each type of work or craft that the bidder will perform with its own employees.
2. The undersigned bidder further certifies, for work to be performed by subcontract, that each of its subcontractors either (A) is, at the time of such bid, participating in an approved, applicable apprenticeship or training program; or (B) will, prior to commencement of performance of work pursuant to this contract, establish participation in an approved apprenticeship or training program applicable to the work of the subcontract.
3. The undersigned bidder, by inclusion in the list in the space below, certifies the official name of each program sponsor holding the Certificate of Registration for all of the types of work or crafts in which the bidder is a participant and that will be performed with the bidder's employees. Types of work or craft that will be subcontracted shall be included and listed as subcontract work. The list shall also indicate any type of work or craft job category for which there is no applicable apprenticeship or training program available.

4. Except for any work identified above, if any bidder or subcontractor shall perform all or part of the work of the contract or deliver and install proposal solely by individual owners, partners or members and not by employees to whom the payment of prevailing rates of wages would be required, check the following box, and identify the owner/operator workforces and positions of ownership.

The requirements of this certification and disclosure are a material part of the contract, and the contractor shall require this certification provision to be included in all approved subcontracts. The bidder is responsible for making a complete report and shall make certain that each type of work or craft job category that will be utilized on the project is accounted for and listed. The Department at any time before or afterward may require the production of a copy of each applicable Certificate of Registration issued by the United States Department of Labor evidencing such participation by the contractor and any or all of its subcontractors. In order to fulfill the participation requirement, it shall not be necessary that any applicable program sponsor be currently taking or that it will take applications for apprenticeship, training or employment during the performance of the work of this contract or deliver and install proposal.

Bidder	Signature	Date
<div style="border: 1px solid black; height: 20px;"></div>	<div style="border: 1px solid black; height: 40px;"></div>	<div style="border: 1px solid black; height: 40px;"></div>
Title		
<div style="border: 1px solid black; height: 20px;"></div>		
Address	City	State
<div style="border: 1px solid black; height: 20px;"></div>	<div style="border: 1px solid black; height: 20px;"></div>	<div style="border: 1px solid black; height: 20px;"></div>
		Zip Code
		<div style="border: 1px solid black; height: 20px;"></div>



Affidavit of Illinois Business Office



Local Public Agency	County	Street Name/Road Name	Section Number
Grundy County & Various Townships	Grundy	Various	22-XX000-00-GM

I, _____ of _____, _____,
Name of Affiant City of Affiant State of Affiant
 being first duly sworn upon oath, state as follows:

1. That I am the _____ of _____.
Officer or Position Bidder
2. That I have personal knowledge of the facts herein stated.
3. That, if selected under the proposal described above, _____, will maintain a business office in the
Bidder
 State of Illinois, which will be located in _____ County, Illinois.
County
4. That this business office will serve as the primary place of employment for any persons employed in the construction contemplated by this proposal.
5. That this Affidavit is given as a requirement of state law as provided in Section 30-22(8) of the Illinois Procurement Code.

Signature	Date

Print Name of Affiant

Notary Public

State of IL

County _____

Signed (or subscribed or attested) before me on _____ by _____
(date)

_____, authorized agent(s) of _____
(name/s of person/s)

 Bidder

Signature of Notary Public

(SEAL)

My commission expires _____



Local Public Agency	County	Section Number
Grundy County & Various Townships	Grundy	22-XX000-00-GM

Check this box for lettings prior to 01/01/2022.

The Following Recurring Special Provisions Indicated By An "X" Are Applicable To This Contract And Are Included By Reference:

Recurring Special Provisions

<u>Check Sheet #</u>		<u>Reference Page No.</u>
1	<input type="checkbox"/> Additional State Requirements for Federal-Aid Construction Contracts	1
2	<input type="checkbox"/> Subletting of Contracts (Federal-Aid Contracts)	4
3	<input type="checkbox"/> EEO	5
4	<input type="checkbox"/> Specific EEO Responsibilities Non Federal-Aid Contracts	15
5	<input type="checkbox"/> Required Provisions - State Contracts	20
6	<input type="checkbox"/> Asbestos Bearing Pad Removal	26
7	<input type="checkbox"/> Asbestos Waterproofing Membrane and Asbestos HMA Surface Removal	27
8	<input type="checkbox"/> Temporary Stream Crossings and In-Stream Work Pads	28
9	<input type="checkbox"/> Construction Layout Stakes	29
10	<input type="checkbox"/> Use of Geotextile Fabric for Railroad Crossing	32
11	<input type="checkbox"/> Subsealing of Concrete Pavements	34
12	<input type="checkbox"/> Hot-Mix Asphalt Surface Correction	38
13	<input type="checkbox"/> Pavement and Shoulder Resurfacing	40
14	<input type="checkbox"/> Patching with Hot-Mix Asphalt Overlay Removal	41
15	<input type="checkbox"/> Polymer Concrete	43
16	<input type="checkbox"/> PVC Pipeliner	45
17	<input type="checkbox"/> Bicycle Racks	46
18	<input type="checkbox"/> Temporary Portable Bridge Traffic Signals	48
19	<input type="checkbox"/> Nighttime Inspection of Roadway Lighting	50
20	<input type="checkbox"/> English Substitution of Metric Bolts	51
21	<input type="checkbox"/> Calcium Chloride Accelerator for Portland Cement Concrete	52
22	<input type="checkbox"/> Quality Control of Concrete Mixtures at the Plant	53
23	<input type="checkbox"/> Quality Control/Quality Assurance of Concrete Mixtures	61
24	<input type="checkbox"/> Digital Terrain Modeling for Earthwork Calculations	77
25	<input checked="" type="checkbox"/> Preventive Maintenance - Bituminous Surface Treatment (A-1)	79
26	<input type="checkbox"/> Temporary Raised Pavement Markers	85
27	<input type="checkbox"/> Restoring Bridge Approach Pavements Using High-Density Foam	86
28	<input type="checkbox"/> Portland Cement Concrete Inlay or Overlay	89
29	<input type="checkbox"/> Portland Cement Concrete Partial Depth Hot-Mix Asphalt Patching	93
30	<input type="checkbox"/> Longitudinal Joint and Crack Patching	96
31	<input type="checkbox"/> Concrete Mix Design - Department Provided	98
32	<input type="checkbox"/> Station Numbers in Pavements or Overlays	99

Local Public Agency

Grundy County & Various Townships

County

Grundy

Section Number

22-XX000-00-GM

The Following Local Roads And Streets Recurring Special Provisions Indicated By An "X" Are Applicable To This Contract And Are Included By Reference:

Local Roads And Streets Recurring Special Provisions

<u>Check Sheet #</u>		<u>Page No.</u>
LRS 1	Reserved	101
LRS 2	<input type="checkbox"/> Furnished Excavation	102
LRS 3	<input checked="" type="checkbox"/> Work Zone Traffic Control Surveillance	103
LRS 4	<input checked="" type="checkbox"/> Flaggers in Work Zones	104
LRS 5	<input checked="" type="checkbox"/> Contract Claims	105
LRS 6	<input type="checkbox"/> Bidding Requirements and Conditions for Contract Proposals	106
LRS 7	<input checked="" type="checkbox"/> Bidding Requirements and Conditions for Material Proposals	112
LRS 8	Reserved	118
LRS 9	<input checked="" type="checkbox"/> Bituminous Surface Treatments	119
LRS 10	Reserved	123
LRS 11	<input checked="" type="checkbox"/> Employment Practices	124
LRS 12	<input checked="" type="checkbox"/> Wages of Employees on Public Works	126
LRS 13	<input checked="" type="checkbox"/> Selection of Labor	128
LRS 14	<input type="checkbox"/> Paving Brick and Concrete Paver Pavements and Sidewalks	129
LRS 15	<input checked="" type="checkbox"/> Partial Payments	132
LRS 16	<input checked="" type="checkbox"/> Protests on Local Lettings	133
LRS 17	<input checked="" type="checkbox"/> Substance Abuse Prevention Program	134
LRS 18	<input type="checkbox"/> Multigrade Cold Mix Asphalt	135
LRS 19	<input type="checkbox"/> Reflective Crack Control Treatment	136

Not For Bid



Local Public Agency	County	Section Number
Grundy County and Various Townships	Grundy	22-XX000-00-GM

The following Special Provision supplement the "Standard Specifications for Road and Bridge Construction", adopted

January 1, 2022, the latest edition of the "Manual on Uniform Traffic Control Devices for Streets and Highways", and the "Manual of Test Procedures of Materials" in effect on the date of invitation of bids, and the Supplemental Specification and Recurring Special Provisions indicated on the Check Sheet included here in which apply to and govern the construction of the above named section, and in case of conflict with any parts, or parts of said Specifications, the said Special Provisions shall take precedence and shall govern.

DESCRIPTION OF WORK

The work of this Section consists of the application of a Bituminous Surface Treatment, Class A-1 and/or A-2 in accordance with the applicable portions of Section 403 of the Standard Specification. This work shall be done in various widths and locations as shown in the enclosed Schedule of Quantities and Locations Maps. Bidder may bid one, any or all Groups, but shall provide sub total for each group if bidding all groups.

MATERIALS AND RATES OF APPLICATION

The materials shall be applied on the road in accordance with the applicable portions of Section 403 of the Standard Specifications with the following revisions:

1. Cover Coat and Seal Coat Aggregates - The Cover and Seal Coat Aggregates shall be crushed stone as specified in Section 1004 of the Standard Specifications and shall be CA-14 for Cover Coat and CA-13, CA-15 or CA-16 for Seal Coat.
2. Revise Article 1004.01(b)6/ of the Standard Specifications to read: For crushed aggregate, if the material finer than the No. 200 sieve consists of the dust from fracture, essentially free from clay or silt, this percentage shall not exceed 2.0%.
3. Bituminous Materials - The Bituminous Material shall meet the requirements of Article 403.02 of the Standard Specifications and shall be the grade MC-30 for Prime Coat and HFE-150 for A-2 and HFE-150 for A-1. Note: All Bituminous Materials will be paid for by the Gallon.

BITUMINOUS MATERIAL AGGREGATE

Prime Coat 0.35 Gal./Sq. Yd.
 Cover Coat 0.35 Gal./Sq. Yd. 25 Lbs./Sq. Yd.
 Seal Coat (A-1) 0.40 Gal./Sq. Yd. (A-1) 25 Lbs./Sq. Yd.
 (A-2) 0.38 Gal./Sq. Yd. (A-2) 22 Lbs./Sq. Yd.

PREPARATION OF BASE

Revise the first sentence of the second paragraph of Article 358.04(b) to read: After the surface of the base course has been brought to a smooth grade and proper crown, each mile shall be compacted by repeated wetting and rolling with a pneumatic-tired roller for a period of not less than six (6) hours. A steel drum wheel roller may be used instead of a pneumatic-tired roller if approved by the Engineer.

Revise the third sentence of the second paragraph of Article 358.04(b) to read: Before a prime coat is applied, the base shall be surface dry, but at no time shall the period of drying be less than four (4) hours. No priming shall be performed after 7:00 P.M. The Engineer shall be the sole judge of drying time.

Weather Limitations. The mix shall be placed when it is not raining and when the temperature is 50 degrees F and rising, and the forecast temperature for the next 24 hours is above 40 degrees F.

WIDTH OF APPLICATION

The application may be applied to the full width except that if satisfactory results are not being attained, the application shall be applied to one lane at a time as directed by the Engineer.

APPLICATION OF BITUMINOUS MATERIAL

The third paragraph of Article 403.10 shall be strictly enforced.

EQUIPMENT

The pneumatic-tired roller as specified in Article 403.03 shall be a self-propelled roller in accordance with Article 1101.01 of the Standard Specifications. A Steel Wheel Roller shall also be used and meet the requirements of Article 1101.01(e).

FOG SEAL

This work shall consist of furnishing and applying a diluted asphalt emulsion Fog Seal Coat to an existing bituminous pavement.

Immediately prior to placing the fog seal the contractor shall clean the existing surface in accordance with Section 358.05 of the Standard Specification for Road and Bridge Construction.

The asphalt material used shall be SS-1h and shall be diluted with water at the supplier's terminal prior to transport.

The Fog Seal shall not be applied to damp surfaces, if rain is imminent or if pavement or air temperatures are below 60°F.

The Fog Seal shall be applied at a rate between 0.10 and 0.15 gallons per square yard which shall be accomplished in two (2) separate applications made in opposite directions. A pressure distributor that conforms with Section 1102.05 of the Standard Specifications shall be used.

During construction, the contractor shall insure that a minimum of one lane of traffic shall be open to traffic at all times. The contractor shall provide traffic control per the Highway Standard 701201. The cost of the traffic control shall be included in the pay items as no additional compensation will be provided for traffic control. The road may be opened to traffic when the asphalt has cured sufficiently so that it will not pick up.

Basis of payment will be at the contract unit price bid per SQUARE YARD for FOG SEAL which shall include all costs associated for furnishing and applying the material in accordance with this specification.

PROSECUTION OF WORK

Revise the first sentence of Article 108.03 of the Standard Specifications to read: The Contractor shall begin the work to be performed under this Section not later than ten (10) days after receiving written notice from the Grundy County Engineer.

MOBILIZATION

Provisions of Section 671 of the "Standard Specifications for Road and Bridge Construction" are not applicable to this Proposal.

RESPONSIBILITY OF THE CONTRACTOR

The contractor shall notify the Engineer and township commissioner a minimum of 48 hours prior to the commencement of work.

Should a conflict be discovered between these plans and conditions in the field, the contractor shall notify the Engineer immediately of the issue(s). No work that will directly affect or be affected by the conflict may proceed without the Engineer's approval.

TRAFFIC CONTROL

All Traffic Control Standards shall be incidental to the contract. The Contractor shall be responsible for all traffic control operations as follows, with no additional compensation being allowed:

1. The Contractor shall provide two pickup trucks, each equipped with a mounted yellow flashing light, a mounted Road Closed sign (R11-2), and a mounted "Fresh Oil" sign (W21-2). These trucks shall be placed at the intersection immediately ahead of and behind the Seal Coat operation to control the traffic.
2. The Contractor shall equip all of his / her oil distributors, chip spreaders, and rollers with a mounted

Local Public Agency	County	Section Number
Grundy County and Various Townships	Grundy	22-XX000-00-GM

yellow flashing light.

3. The Contractor shall equip all of his / her rollers with a "Fresh Oil" sign (W21-2).

4. The Contractor shall place a "Road Closed Ahead" sign (W20-3) 750 feet prior to the intersection where the required pickup truck is controlling traffic if the pickup truck is not visible at that point to oncoming traffic.

5. All traffic control devices shall comply with Highway Standard 701901, Highway Standard B.L.R. 17-4 and the Manual on Uniform Traffic Control Devices - 2009 Edition. Type I or II Barricades may be used in lieu of Type III Barricades where road closure is for a short period of time and involves the movement from one location to another.

KEEPING ROAD OPEN TO TRAFFIC

The roads involved in this Section shall be kept open to two-way traffic at all times except when construction operations require, as directed by the Engineer. The Engineer will be the sole judge as to the necessity of lane closures and the length and duration of same. The Engineer may add requirements and/or conditions for the closure as they deem necessary. The contractor shall maintain access to private property throughout the limits of the improvement in accordance with the applicable portions of Article 107.09 and Article 107.14 of the "Standard Specifications", and as directed by the Engineer.

NOT
For
Bid

BDE SPECIAL PROVISIONS
For the January 21, 2022 and March 11, 2022 Lettings

The following special provisions indicated by a "check mark" are applicable to this contract and will be included by the Project Coordination and Implementation Section of the BD&E. An * indicates a new or revised special provision for the letting.

File Name #	Special Provision Title	Effective	Revised
* 80099 1	<input type="checkbox"/> Accessible Pedestrian Signals (APS)	April 1, 2003	Jan. 1, 2022
80274 2	<input type="checkbox"/> Aggregate Subgrade Improvement	April 1, 2012	April 1, 2016
80192 3	<input type="checkbox"/> Automated Flagger Assistance Device	Jan. 1, 2008	
80173 4	<input type="checkbox"/> Bituminous Materials Cost Adjustments	Nov. 2, 2006	Aug. 1, 2017
* 80426 5	<input checked="" type="checkbox"/> Bituminous Surface Treatment with Fog Seal	Jan. 1, 2020	Jan. 1, 2022
80436 6	<input type="checkbox"/> Blended Finely Divided Minerals	April 1, 2021	
80241 7	<input type="checkbox"/> Bridge Demolition Debris	July 1, 2009	
50261 8	<input type="checkbox"/> Building Removal-Case I (Non-Friable and Friable Asbestos)	Sept. 1, 1990	April 1, 2010
50481 9	<input type="checkbox"/> Building Removal-Case II (Non-Friable Asbestos)	Sept. 1, 1990	April 1, 2010
50491 10	<input type="checkbox"/> Building Removal-Case III (Friable Asbestos)	Sept. 1, 1990	April 1, 2010
50531 11	<input type="checkbox"/> Building Removal-Case IV (No Asbestos)	Sept. 1, 1990	April 1, 2010
80384 12	<input type="checkbox"/> Compensable Delay Costs	June 2, 2017	April 1, 2019
80198 13	<input checked="" type="checkbox"/> Completion Date (via calendar days)	April 1, 2008	
80199 14	<input type="checkbox"/> Completion Date (via calendar days) Plus Working Days	April 1, 2008	
80293 15	<input type="checkbox"/> Concrete Box Culverts with Skews > 30 Degrees and Design Fills ≤ 5 Feet	April 1, 2012	July 1, 2016
80311 16	<input type="checkbox"/> Concrete End Sections for Pipe Culverts	Jan. 1, 2013	April 1, 2016
80261 17	<input type="checkbox"/> Construction Air Quality – Diesel Retrofit	June 1, 2010	Nov. 1, 2014
80434 18	<input type="checkbox"/> Corrugated Plastic Pipe (Culvert and Storm Sewer)	Jan. 1, 2021	
80029 19	<input type="checkbox"/> Disadvantaged Business Enterprise Participation	Sept. 1, 2000	March 2, 2019
80229 20	<input type="checkbox"/> Fuel Cost Adjustment	April 1, 2009	Aug. 1, 2017
* 80433 21	<input type="checkbox"/> Green Preformed Thermoplastic Pavement Markings	Jan. 1, 2021	Jan. 1, 2022
* 80422 22	<input type="checkbox"/> High Tension Cable Median Barrier	Jan. 1, 2020	Jan. 1, 2022
* 80442 23	<input type="checkbox"/> Hot-Mix Asphalt – Start of Production	Jan. 1, 2022	
* 80438 24	<input type="checkbox"/> Illinois Works Apprenticeship Initiative – State Funded Contracts	June 2, 2021	Sept. 2, 2021
* 80411 25	<input type="checkbox"/> Luminaires, LED	April 1, 2019	Jan. 1, 2022
* 80045 26	<input type="checkbox"/> Material Transfer Device	June 15, 1999	Jan. 1, 2022
80418 27	<input type="checkbox"/> Mechanically Stabilized Earth Retaining Walls	Nov. 1, 2019	Nov. 1, 2020
* 80441 28	<input type="checkbox"/> Performance Graded Asphalt Binder	Jan. 1, 2022	
80430 29	<input type="checkbox"/> Portland Cement Concrete – Haul Time	July 1, 2020	
* 34261 30	<input type="checkbox"/> Railroad Protective Liability Insurance	Dec. 1, 1986	Jan. 1, 2022
80395 31	<input type="checkbox"/> Sloped Metal End Section for Pipe Culverts	Jan. 1, 2018	
* 80340 32	<input type="checkbox"/> Speed Display Trailer	April 2, 2014	Jan. 1, 2022
* 80127 33	<input type="checkbox"/> Steel Cost Adjustment	April 2, 2004	Jan. 1, 2022
80397 34	<input type="checkbox"/> Subcontractor and DBE Payment Reporting	April 2, 2018	
80391 35	<input type="checkbox"/> Subcontractor Mobilization Payments	Nov. 2, 2017	April 1, 2019
80437 36	<input type="checkbox"/> Submission of Payroll Records	April 1, 2021	
* 80435 37	<input type="checkbox"/> Surface Testing of Pavements – IRI	Jan. 1, 2021	Jan. 1, 2022
80410 38	<input type="checkbox"/> Traffic Spotters	Jan. 1, 2019	
* 20338 39	<input type="checkbox"/> Training Special Provisions	Oct. 15, 1975	Sept. 2, 2021
80318 40	<input type="checkbox"/> Traversable Pipe Grate for Concrete End Sections	Jan. 1, 2013	Jan. 1, 2018
* 80429 41	<input type="checkbox"/> Ultra-Thin Bonded Wearing Course	April 1, 2020	Jan. 1, 2022
80439 42	<input type="checkbox"/> Vehicle and Equipment Warning Lights	Nov. 1, 2021	
80440 43	<input type="checkbox"/> Waterproofing Membrane System	Nov. 1, 2021	
80302 44	<input type="checkbox"/> Weekly DBE Trucking Reports	June 2, 2012	Nov. 1, 2021
80427 45	<input checked="" type="checkbox"/> Work Zone Traffic Control Devices	Mar. 2, 2020	
80071 46	<input type="checkbox"/> Working Days	Jan. 1, 2002	

The following special provisions are in the 2022 Standard Specifications and Recurring Special Provisions.

<u>File Name</u>	<u>Special Provision Title</u>	<u>New Location(s)</u>	<u>Effective</u>	<u>Revised</u>
80425	Cape Seal	Sections 405, 1003	Jan. 1, 2020	Jan. 1, 2021
80387	Contrast Preformed Plastic Pavement Marking	Articles 780.08, 1095.03	Nov. 1, 2017	
80402	Disposal Fees	Article 109.04(b)	Nov. 1, 2018	
80378	Dowel Bar Inserter	Articles 420.03, 420.05, 1103.20	Jan. 1, 2017	Jan. 1, 2018
80421	Electric Service Installation	Articles 804.04, 804.05	Jan. 1, 2020	
80415	Emulsified Asphalts	Article 1032.06	Aug. 1, 2019	
80423	Engineer's Field Office and Laboratory	Section 670	Jan. 1, 2020	
80417	Geotechnical Fabric for Pipe Underdrains and French Drains	Articles 1080.01(a), 1080.05	Nov. 1, 2019	
80420	Geotextile Retaining Walls	Article 1080.06(d)	Nov. 1, 2019	
80304	Grooving for Recessed Pavement Markings	Articles 780.05, 780.14, 780.15	Nov. 1, 2012	Nov. 1, 2020
80416	Hot-Mix Asphalt – Binder and Surface Course	Sections 406, 1003, 1004, 1030, 1101	July 2, 2019	Nov. 1, 2019
80398	Hot-Mix Asphalt – Longitudinal Joint Sealant	Sections 406, 1032	Aug. 1, 2018	Nov. 1, 2019
80406	Hot-Mix Asphalt – Mixture Design Verification and Production (Modified for I-FIT)	Sections 406, 1030	Jan. 1, 2019	Jan. 2, 2021
80347	Hot-Mix Asphalt – Pay for Performance Using Percent Within Limits – Jobsite Sampling	Sections 406, 1030	Nov. 1, 2014	July 2, 2019
80383	Hot-Mix Asphalt – Quality Control for Performance	Sections 406, 1030	April 1, 2017	July 2, 2019
80393	Manholes, Valve Vaults, and Flat Slab Tops	Articles 602.02, 1042.10	Jan. 1, 2018	Mar. 1, 2019
80424	Micro-Surfacing and Slurry Sealing	Sections 404, 1003	Jan. 1, 2020	Jan. 1, 2021
80428	Mobilization	Article 671.02	April 1, 2020	
80412	Obstruction Warning Luminaires, LED	Sections 801, 822, 1067	Aug. 1, 2019	
80359	Portland Cement Concrete Bridge Deck Curing	Articles 1020.13, 1022.03	April 1, 2015	Nov. 1, 2019
80431	Portland Cement Concrete Pavement Patching	Articles 701.17(e)(3)b, 1001.01(d), 1020.05(b)(5)	July 1, 2020	
80432	Portland Cement Concrete Pavement Placement	Article 420.07	July 1, 2020	
80300	Preformed Plastic Pavement Marking Type D - Inlaid	Articles 780.08, 1095.03	April 1, 2012	April 1, 2016
80157	Railroad Protective Liability Insurance (5 and 10)	Article 107.11	Jan. 1, 2006	
80306	Reclaimed Asphalt Pavement (RAP) and Reclaimed Asphalt Shingles (RAS)	Section 1031	Nov. 1, 2012	Jan. 2, 2021
80407	Removal and Disposal of Regulated Substances	Section 669	Jan. 1 2019	Jan. 1, 2020
80419	Silt Fence, Inlet Filters, Ground Stabilization and Riprap Filter Fabric	Articles 280.02, 280.04, 1080.02, 1080.03, 1081.15	Nov. 1, 2019	July 1, 2021
80408	Steel Plate Beam Guardrail Manufacturing	Article 1006.25	Jan. 1, 2019	
80413	Structural Timber	Article 1007.03	Aug. 1, 2019	
80298	Temporary Pavement Marking	Section 703, Article 1095.06	April 1, 2012	April 1, 2017
80409	Traffic Control Devices – Cones	Article 701.15(a), 1106.02(b)	Jan. 1, 2019	
80288	Warm Mix Asphalt	Sections 406, 1030, 1102	Jan. 1, 2012	April 1, 2016
80414	Wood Fence Sight Screen	Article 641.02	Aug. 1, 2019	April 1, 2020

The following special provisions require additional information from the designer. The additional information needs to be submitted as a separate document. The Project Coordination and Implementation section will then include the information in the applicable special provision.

- Bridge Demolition Debris
- Building Removal - Case I
- Building Removal – Case II
- Building Removal - Case III
- Building Removal-Case IV
- Completion Date
- Completion Date Plus Working Days
- DBE Participation
- Railroad Protective Liability Insurance
- Training Special Provisions
- Working Days



Illinois Department of Transportation

Memorandum

To: Regional Engineers
From: Jack A. Elston, P.E. *Jack A. Elston*
Subject: Special Provision for Bituminous Surface Treatment with Fog Seal
Date: October 1, 2021

This special provision was developed by the Bureau of Research and Central Bureau of Materials to replace the Recurring Special Provision, "Preventative Maintenance - Bituminous Surface Treatment (A-1)" and to include A-2 and A-3 treatments, as well as add a fog seal. This special provision has been revised to include pay items for A-2 and A-3 treatments, update the nomenclature "bituminous material" to the more specific term "emulsified asphalt", and to work with the 2022 Standard Specifications.

This special provision should be inserted into contracts involving bituminous surface treatment (aka chip seal) with fog seal.

Designer Note: The aggregate gradation must be specified in the plans as CA 14, CA 15, CA 16, CA 20, FA 1 (Special), FA 4 (Special), or FA 22. Districts are encouraged to use CA 20.

The districts should include the BDE Check Sheet marked with the applicable special provisions for the January 21, 2022 and subsequent lettings. The Project Coordination and Implementation Section will include a copy in the contract.

80426m

BITUMINOUS SURFACE TREATMENT WITH FOG SEAL (BDE)

Effective: January 1, 2020

Revised: January 1, 2022

Replace Section 403 of the Standard Specifications with the following:

“SECTION 403. BITUMINOUS SURFACE TREATMENT WITH FOG SEAL

403.01 Description. This work shall consist of constructing a single or multiple course bituminous surface treatment with fog seal.

- (a) A-1. A-1 shall consist of an emulsified asphalt and a seal coat aggregate with an emulsified asphalt fog seal.
- (b) A-2. A-2 shall consist of an emulsified asphalt and a cover coat aggregate, and an emulsified asphalt and seal coat aggregate with an emulsified asphalt fog seal.
- (c) A-3. A-3 shall consist of two separate applications of an emulsified asphalt and cover coat aggregate, and an emulsified asphalt and seal coat aggregate with an emulsified asphalt fog seal.

403.02 Materials. Materials shall be according to the following.

Item	Article/Section
(a) Cover Coat Aggregate.....	1003, 1004.03
(b) Seal Coat Aggregate (Note 1)	1003, 1004.03
(c) Emulsified Asphalts (Note 2) (Note 3)	1032

Note 1. The seal coat aggregate shall be either fine or coarse aggregate.

When fine aggregate is used, it shall be stone sand, wet bottom boiler slag, slag sand, or steel slag sand. The aggregate gradation shall be FA 1 (Special), FA 4 (Special), or FA 22 as specified on the plans and shall meet the following.

FINE AGGREGATE GRADATIONS						
Grad. No.	Sieve Size and Percent Passing					
	3/8 in. (9.5 mm)	No. 4 (4.75 mm)	No. 8 (2.36 mm)	No. 16 (1.18 mm)	No. 40 (425 µm)	No. 200 (75 µm)
FA 1 (Special)	100	90 ± 10	62.5 ± 17.5	32.5 ± 7.5	7.5 ± 7.5	1.5 ± 1
FA 4 (Special)	100	--	--	2 ± 2	--	1.5 ± 1
FA 22	100	1/	1/	8 ± 8	--	2 ± 2

- 1/ For the fine aggregate gradation FA 22, the aggregate producer shall set the midpoint percent passing, and the Department will apply a range of ± 10 percent. The midpoint shall not be changed without Department approval.

When coarse aggregate is used, it shall be crushed gravel, crushed stone, wet bottom boiler slag, crushed slag, crushed sandstone, or crushed steel slag. The coarse aggregate material shall be selected from the table in Article 1004.03(a) based upon the friction aggregate mixture specified. The aggregate quality shall be Class B and the total chert count shall be no more than 25.0 percent by weight (mass) as determined by the ITP 203. The aggregate gradation shall be CA 14, CA 15, CA 16, or CA 20 as specified on the plans.

Note 2. The emulsified asphalt used to construct the bituminous surface treatment shall be either CRS-2P or HFRS-2P.

Note 3. The emulsified asphalt used to construct the fog seal shall be either SS-1h or CSS-1h.

403.03 Equipment. Equipment shall be according to the following.

Item	Article/Section
(a) Self-Propelled Pneumatic-Tired Roller (Note 1)	1101.01
(b) Mechanical Sweeper (Note 2)	1101.03
(c) Aggregate Spreaders (Note 3)	1102.04
(d) General Use Pressure Distributor (Note 4)	1102.05(a)
(e) Heating Equipment	1102.07

Note 1. There shall be a minimum of two rollers, with the final number of rollers determined by the rollers' abilities to maintain proper spacing with the aggregate spreader as directed by the Engineer.

Note 2. The mechanical sweeper shall be power driven and self-propelled with the broom located between the axles. The mechanical sweeper shall not use a cantilever-mounted broom and the broom rotation shall not be operated by forward movement.

Note 3. The aggregate spreader shall be a self-propelled mechanical type with the receiving hopper in the rear and shall pull the aggregate truck. The spreader shall be fitted with an automated system which provides positive interconnected control of the aggregate flow with the forward speed of the spreader. The automated system shall provide uniform and consistent aggregate application at the rate specified.

The Engineer will check the spread roll of the aggregate spreader for straightness each day before operations begin. Should the surface of the spread roll vary off a straight line along its longitudinal dimension by more than 1/16 in. (1.5 mm), the Engineer will inspect the application of aggregate for corrugations and, should these occur, the machine shall be repaired or replaced. The forward speed of the spreader during calibration shall be the

same as is to be used during construction. The equipment required for aggregate spreader calibration may consist of several sheets of canvas, each being exactly 1 sq yd (0.8 sq m), and a weight scale. By making several runs at different gate openings over the sheets of canvas, placed to cover the full width applied by the spreader, and carefully measuring the aggregate on each canvas sheet, the gate opening at the pre-established speed required to apply aggregate at the specified rate may be determined.

Note 4. The general use pressure distributor shall have a minimum capacity of 3000 gal (11,500 L). The application rate control shall be automated and shall control the application rate regardless of ground speed or spray bar width. The computer shall have the capability of recording the application rate, gallons sprayed, square yards, and feet traveled. The general use pressure distributor shall be capable of maintaining the asphalt emulsion at the specified temperature. The spray bar nozzles shall produce a uniform triple lap application fan spray, and the shutoff shall be instantaneous, with no dripping. The general use pressure distributor shall be capable of maintaining the specified application rate within ± 0.015 gal/sq yd (± 0.070 L/sq m) for each load. The spray-bar nozzles shall be turned to make the same angle with the longitudinal axis of the spray bar as recommended by the manufacturer.

Application rates shall be determined by the procedures listed in ASTM D 2995, except the sample may be taken on three 8 x 12 in. (200 x 300 mm) metal plates. The three plates shall be positioned as directed by the Engineer.

CONSTRUCTION REQUIREMENTS

403.04 Weather Limitations. This work shall be done between May 1 and August 31. Emulsified asphalt shall be applied only when the temperature of the air in the shade is above 55 °F (13 °C). No work shall be started if local conditions indicate that rain is imminent.

Fog seal operations shall be performed during daylight hours and not during foggy weather. The road surface may be damp but shall be free of standing water.

This work may be done between September 1 and September 15 provided both of the following conditions are met:

- (a) The temperature of the air in the shade is above 70 °F (20 °C) and the temperature of the surface to which the asphalt will be applied is 70 °F (20 °C) or above, and
- (b) The National Weather Service forecast for the area does not show any rain or any temperatures below 55 °F (13 °C) for the day the work is to be done or for the following five days.

403.05 Repair and Preparation of Base or Existing Surface. The base or existing surface shall be prepared according to Section 358.

403.06 Calibration. At least three days prior to starting the work, the Contractor shall provide the Engineer with a copy of the manufacturer's recommendations for the equipment to be used. The working day prior to starting construction, the general use pressure distributor and aggregate spreader shall be calibrated and adjusted according to the manufacturer's recommendations. Calibrations and adjustments shall be made in the presence of the Engineer on a level surface at a location approved by the Engineer. The Contractor shall maintain proper calibration and adjustment of the equipment and the Engineer reserves the right to check application rates as the work progresses. Should the equipment fail to consistently apply the specified rates, the work shall be stopped, and the Contractor shall recalibrate and readjust the equipment.

403.07 Application Rates. Based upon the aggregate gradation to be used, the Contractor shall determine the application rates of emulsified asphalt and cover or seal coat aggregate. The application rates along with the gradations shall be submitted to the Engineer for approval prior to the start of work. Application rates shall be according to the following table for the aggregate type shown on the plans and shall result in aggregate embedment between 50 and 70 percent behind the roller. Changes in the application rate of greater than 15 percent shall be resubmitted to the Engineer for approval.

Aggregate Type	Emulsified Asphalt Rate	Aggregate Rate
CA 14	0.38 – 0.46 gal/sq yd (1.7 – 2.1 L/sq m)	24 – 32 lb/sq yd (13 – 17 kg/sq m)
CA 15	0.38 – 0.46 gal/sq yd (1.7 – 2.1 L/sq m)	22 – 30 lb/sq yd (12 – 16 kg/sq m)
CA 16	0.38 – 0.45 gal/sq yd (1.7 – 2.0 L/sq m)	18 – 26 lb/sq yd (10 – 14 kg/sq m)
CA 20	0.36 – 0.45 gal/sq yd (1.6 – 2.0 L/sq m)	18 – 26 lb/sq yd (10 – 14 kg/sq m)
FA 1 (Special)	0.26 – 0.30 gal/sq yd (1.2 – 1.4 L/sq m)	16 – 20 lb/sq yd (9 – 11 kg/sq m)
FA 4 (Special)	0.28 – 0.36 gal/sq yd (1.3 – 1.6 L/sq m)	18 – 24 lb/sq yd (10 – 13 kg/sq m)
FA 22	0.32 – 0.40 gal/sq yd (1.5 – 1.8 L/sq m)	15 – 22 lb/sq yd (8 – 12 kg/sq m)

403.08 Preparation of Emulsified Asphalt. The temperature of the emulsified asphalt at the time of application shall be such that it sprays uniformly without clogging the spraying nozzles and is applied within the temperature range of 150 – 190 °F (65 – 90 °C).

403.09 Preparation of Aggregate. The aggregate shall be stockpiled near the jobsite according to Article 1003.01(e) or 1004.01(e). The aggregate used shall contain no free moisture but the aggregate shall be slightly damp (saturated surface-dry or drier).

403.10 Application of Emulsified Asphalt. The emulsified asphalt shall be applied with a general use pressure distributor. The entire length of the spray bar shall be set at the height

above the surface recommended by the manufacturer for even distribution of the emulsified asphalt. A hand spray bar shall be used at locations not covered by the distributor.

The distributor shall be operated in a manner such that missing or overlapping of transverse joints shall be avoided. To prevent overlapping of successive applications of emulsified asphalt at transverse joints, heavy paper shall be spread over the previously applied emulsified asphalt and aggregates. In order to obtain a uniform application of the emulsified asphalt, the distributor shall be traveling at the speed required for the specified rate of application when the spray bar crosses the paper.

Adjacent construction, such as concrete pavement, curb and gutter, bridge floors, raised reflective pavement markers, and bridge handrails, shall be protected by shields, covers or other means. If emulsified asphalt is applied to adjacent construction, the Contractor shall remove such material to the satisfaction of the Engineer.

The emulsified asphalt shall not be applied when the wind conditions will inhibit uniform coverage from the fans of asphalt being applied.

403.11 Application of Aggregates. The cover and seal coat aggregates shall be spread evenly with an aggregate spreader over the entire surface being treated. When treating one-half of the pavement width at a time, an inside strip of uncovered emulsified asphalt 3 in. (75 mm) wide shall be left during construction of the first half to provide center joint overlap when the second half of the treatment is placed. In all cases, the aggregate shall be applied ahead of the truck or spreader wheels. Hand spreading will be permitted only when approved by the Engineer and, when so permitted, the aggregate shall be spread uniformly and at the approximate rate specified. Any ridges of aggregate left by the aggregate spreader shall be smoothed out with hand brooms immediately behind the aggregate spreader.

Equipment involved in the work shall operate as close to each other as practical. The aggregate spreader shall be within 150 ft (45 m) of the pressure distributor and the aggregate shall cover the asphalt emulsion within 30 seconds of application to ensure proper asphalt/aggregate adhesion.

Each aggregate truck shall be equipped with a suitable hitch for connection to the aggregate spreader while unloading. The trucks shall avoid contact between the truck body or bed and the aggregate spreader. The body or bed of the truck shall be modified, if necessary, to empty cleanly and completely into the receiving hopper of the aggregate spreader. No aggregate shall be allowed to spill onto the road surface when the truck is emptying into this hopper.

403.12 Cover Coat. Emulsified asphalt for the cover coat shall not be applied until the previous application is acceptable to the Engineer.

At the beginning of each day's work, no emulsified asphalt shall be applied until there is sufficient cover coat aggregate in the trucks at the work site to completely cover the first application of asphalt emulsion. The amount of surface area covered by each successive application of emulsified asphalt shall be determined by the Engineer. In no case shall this area

be greater than can be covered with cover coat aggregate and given the initial rolling while the emulsified asphalt is still in condition to hold aggregate.

The emulsified asphalt shall be applied uniformly over the surface at the rate specified in the table above. Immediately following the application of the asphalt emulsion, the cover coat aggregate shall be spread over the treated surface at the rate specified in the table above.

The aggregate shall be rolled following spreading. A maximum time of five minutes will be allowed between the spreading of aggregate and completion of the initial rolling of the aggregate. The rollers shall proceed in a longitudinal direction at a speed less than or equal to 5 mph (8 km/h). Each roller will travel over the aggregate a minimum of two times. The entire surface shall be rolled immediately with a self-propelled pneumatic-tired roller. Rolling shall proceed in a longitudinal direction beginning at the edges and progressing toward the center, overlapping on successive trips by at least 1/2 the width of the roller. The aggregate shall then be rolled with a separate pneumatic-tired roller until the aggregate is properly seated in the asphalt emulsion.

403.13 Seal Coat. When constructing A-2 or A-3, the seal coat shall not be started until the cover coat immediately preceding the seal coat is completed.

Application of the emulsified asphalt and aggregate and rolling of the seal coat shall be the same as specified above for the cover coat.

During the construction period, the Contractor shall maintain the completed work. If necessary, the Contractor shall apply additional seal coat aggregate to absorb excess bitumen appearing on the surface and shall repair any areas where pickup has occurred.

The Contractor shall use the appropriate sweeping equipment to perform an initial sweeping after a minimum of two hours curing and not less than one hour before sunset on the day the bituminous surface treatment is placed. The initial sweeping shall remove excess aggregate by lightly sweeping each pavement lane. The sweeping shall be sufficient to prevent migration of loose aggregate back onto any part of the pavement.

The Contractor shall sweep the pavement surface as needed to remove excess aggregate.

403.14 Application of Fog Seal. The emulsified asphalt for the fog seal shall not be applied to the treated surface until the seal coat has cured for at least 24 hours.

The emulsified asphalt shall be applied uniformly and at a rate that will provide a residual asphalt rate on the prepared surface of 0.03 to 0.08 lb/sq ft (0.146 to 0.391 kg/sq m). An application rate greater than 0.05 lb/sq ft (0.244 kg/sq m) shall be applied in two passes, one from each direction. The Contractor shall demonstrate the application will produce 100 percent coverage of the surface after curing. If the application demonstration does not meet the coverage requirements, the spray pattern shall be adjusted until approved by the Engineer. The emulsified asphalt shall be applied in a manner to minimize the amount of overspray.

A check shall be performed in the first 1,000 ft (300 m) to verify the application rate according to the test procedure for "Determination of Residual Asphalt in Prime and Tack Coat Materials".

403.15 Opening to Traffic. The road shall be opened to traffic according to Article 701.17(c)(4).

403.16 Method of Measurement. The bituminous surface treatment (A-1, A-2, or A-3) will be measured for payment in place and the area computed in square yards (square meters). The width for measurement will be the top width of the bituminous surface treatment as shown on the plans or as directed by the Engineer.

Emulsified asphalt for fog seal will be measured for payment as specified in Section 1032.

403.17 Basis of Payment. This work will be paid for at the contract unit price per square yard (square meter) for BITUMINOUS SURFACE TREATMENT, of the type specified.

Emulsified asphalt for fog seal will be paid for at the contract unit price per pound (kilogram) of residual asphalt for BITUMINOUS MATERIALS (FOG SEAL).

When provided as a payment item, the preparation of the existing surface will be measured and paid for as specified in Section 358. If not provided as a payment item, preparation of existing surface will be paid for according to Article 109.04."

80426

Not
For
Bid

All Regional Engineers

Scott E. Stitt

Special Provision for Completion Date (via calendar days)

January 14, 2011

This special provision was developed per the recommendations of an FHWA/IDOT Joint Process Review to establish a form of contract time which is based upon a set number of calendar days.

This special provision should be used at the district's discretion and per the guidance in Chapter 66 of the Bureau of Design and Environment Manual.

The districts should include the BDE Check Sheet marked with the applicable special provisions for the April 29, 2011, and subsequent lettings. The Project Development and Implementation Section will include a copy in the contract.

This special provision will be available on the transfer directory January 14, 2011.

80198m

Not
For
Bid

COMPLETION DATE (VIA CALENDAR DAYS) (BDE)

Effective: April 1, 2008

The Contractor shall complete all work on or before the completion date of this contract which will be based upon 30 calendar days.

The completion date will be determined by adding the specified number of calendar days to the date the Contractor begins work, or to the date ten days after execution of the contract, whichever is the earlier, unless a delayed start is granted by the Engineer.

80198

Completion Date: September 15, 2022

Not
For
Bid



Illinois Department of Transportation

Memorandum

To: Regional Engineers
From: Jack A. Elston *Jack A. Elston*
Subject: Special Provision for Work Zone Traffic Control Devices
Date: January 10, 2020

This special provision was developed by the Bureau of Safety Programs and Engineering to update temporary traffic control devices to MASH-16 requirements in accordance with AASHTO and FHWA guidelines.

This special provision should be inserted into all contracts.

The districts should include the BDE Check Sheet marked with the applicable special provisions for the April 24, 2020 and subsequent lettings. The Project Coordination and Implementation Section will include a copy in the contract.

This special provision will be available on the transfer directory January 10, 2020.

80427m

Not
For
Bid

WORK ZONE TRAFFIC CONTROL DEVICES (BDE)

Effective: March 2, 2020

Add the following to Article 701.03 of the Standard Specifications:

“(q) Temporary Sign Supports 1106.02”

Revise the third paragraph of Article 701.14 of the Standard Specifications to read:

“For temporary sign supports, the Contractor shall provide a FHWA eligibility letter for each device used on the contract. The letter shall provide information for the set-up and use of the device as well as a detailed drawing of the device. The signs shall be supported within 20 degrees of vertical. Weights used to stabilize signs shall be attached to the sign support per the manufacturer’s specifications.”

Revise the first paragraph of Article 701.15 of the Standard Specifications to read:

“**701.15 Traffic Control Devices.** For devices that must meet crashworthiness standards, the Contractor shall provide a manufacturer’s self-certification or a FHWA eligibility letter for each Category 1 device and a FHWA eligibility letter for each Category 2 and Category 3 device used on the contract. The self-certification or letter shall provide information for the set-up and use of the device as well as a detailed drawing of the device.”

Revise the first six paragraphs of Article 1106.02 of the Standard Specifications to read:

“**1106.02 Devices.** Work zone traffic control devices and combinations of devices shall meet crashworthiness standards for their respective categories. The categories are as follows.

Category 1 includes small, lightweight, channelizing and delineating devices that have been in common use for many years and are known to be crashworthy by crash testing of similar devices or years of demonstrable safe performance. These include cones, tubular markers, plastic drums, and delineators, with no attachments (e.g. lights). Category 1 devices manufactured after December 31, 2019 shall be MASH-16 compliant. Category 1 devices manufactured on or before December 31, 2019, and compliant with NCHRP 350 or MASH 2009, may be used on contracts let before December 31, 2024.

Category 2 includes devices that are not expected to produce significant vehicular velocity change but may otherwise be hazardous. These include vertical panels with lights, barricades, temporary sign supports, and Category 1 devices with attachments (e.g. drums with lights). Category 2 devices manufactured after December 31, 2019 shall be MASH-16 compliant. Category 2 devices manufactured on or before December 31, 2019, and compliant with NCHRP 350 or MASH 2009, may be used on contracts let before December 31, 2024.

Category 3 includes devices that are expected to cause significant velocity changes or other potentially harmful reactions to impacting vehicles. These include crash cushions (impact

attenuators), truck mounted attenuators, and other devices not meeting the definitions of Category 1 or 2. Category 3 devices manufactured after December 31, 2019 shall be MASH-16 compliant. Category 3 devices manufactured on or before December 31, 2019, and compliant with NCHRP 350 or MASH 2009, may be used on contracts let before December 31, 2029. Category 3 devices shall be crash tested for Test Level 3 or the test level specified.

Category 4 includes portable or trailer-mounted devices such as arrow boards, changeable message signs, temporary traffic signals, and area lighting supports. It is preferable for Category 4 devices manufactured after December 31, 2019 to be MASH-16 compliant; however, there are currently no crash tested devices in this category, so it remains exempt from the NCHRP 350 or MASH compliance requirement.

For each type of device, when no more than one MASH-16 compliant is available, an NCHRP 350 or MASH-2009 compliant device may be used, even if manufactured after December 31, 2019.”

Revise Articles 1106.02(g), 1106.02(k), and 1106.02(l) to read:

“(g) Truck Mounted/Trailer Mounted Attenuators. The attenuator shall be approved for use at Test Level 3. Test Level 2 may be used for normal posted speeds less than or equal to 45 mph.

(k) Temporary Water Filled Barrier. The water filled barrier shall be a lightweight plastic shell designed to accept water ballast and be on the Department’s qualified product list.

Shop drawings shall be furnished by the manufacturer and shall indicate the deflection of the barrier as determined by acceptance testing; the configuration of the barrier in that test; and the vehicle weight, velocity, and angle of impact of the deflection test. The Engineer shall be provided one copy of the shop drawings.

(l) Movable Traffic Barrier. The movable traffic barrier shall be on the Department’s qualified product list.

Shop drawings shall be furnished by the manufacturer and shall indicate the deflection of the barrier as determined by acceptance testing; the configuration of the barrier in that test; and the vehicle weight, velocity, and angle of impact of the deflection test. The Engineer shall be provided one copy of the shop drawings. The barrier shall be capable of being moved on and off the roadway on a daily basis.”

State of Illinois
Department of Transportation

SPECIAL PROVISION
FOR
PREVENTIVE MAINTENANCE – BITUMINOUS SURFACE TREATMENT (A-1)

Effective: January 1, 2009
Revised: January 1, 2017

Description. This work shall consist of constructing a single bituminous surface treatment (A-1).

Materials. Materials shall be according to the following Articles/Sections of the Standard Specifications.

Item	Article/Section
(a) Seal Coat Aggregate (Note 1)	1003, 1004.03
(b) Bituminous Materials (Note 2)	1032

Note 1. The seal coat aggregate shall be either fine or coarse aggregate.

When fine aggregate is used, it shall be stone sand, wet bottom boiler slag, slag sand, or steel slag sand. The aggregate quality shall be Class B. The fine aggregate material shall be selected from the table in Article 1004.03(a) of the Standard Specifications based upon the friction aggregate mixture specified. The aggregate gradation shall be FA 1 (Special), FA 4 (Special), or FA 22 as specified on the plans and shall meet the following.

FINE AGGREGATE GRADATIONS						
Grad. No.	Sieve Size and Percent Passing					
	3/8 in. (9.5 mm)	No. 4 (4.75 mm)	No. 8 (2.36 mm)	No. 16 (1.18 mm)	No. 40 (425 µm)	No. 200 (75 µm)
FA 1 (Special)	100	90 ± 10	62.5 ± 17.5	32.5 ± 7.5	7.5 ± 7.5	1.5 ± 1
FA 4 (Special)	100	--	--	2 ± 2	--	1.5 ± 1
FA 22	100	1/	1/	8 ± 8	--	2 ± 2

1/ For the fine aggregate gradation FA 22, the aggregate producer shall set the midpoint percent passing, and the Department will apply a range of ± 10 percent. The midpoint shall not be changed without Department approval.

When coarse aggregate is used, it shall be crushed gravel, crushed stone, wet bottom boiler slag, crushed slag, crushed sandstone, or crushed steel slag. The coarse aggregate material shall be selected from the table in Article 1004.03(a) of the Standard Specifications based upon the friction aggregate mixture specified. The aggregate quality shall be Class B and the total chert count shall be no more than 25.0 percent by weight (mass) as

CHECK SHEET #25

determined by the ITP 203. The aggregate gradation shall be CA 15, CA 16, or CA 20 as specified on the plans.

Note 2. The bituminous material shall be either a CRSP or an HFP polymer modified emulsified asphalt meeting the requirements of Article 1032.06(f)(2) of the Standard Specifications.

Equipment. Equipment shall be according to the following Articles/Sections of the Standard Specifications.

Item	Article/Section
(a) Self-Propelled Pneumatic-Tired Roller (Note 1)	1101.01
(b) Mechanical Sweeper (Note 2)	1101.03
(c) Aggregate Spreaders (Note 3)	1102.04
(d) Pressure Distributor (Note 4)	1102.05
(e) Heating Equipment	1102.07

Note 1. There shall be a minimum of two rollers, with the final number of rollers determined by the rollers' abilities to maintain proper spacing with the aggregate spreader as directed by the Engineer.

Note 2. The mechanical sweeper shall be power driven and self-propelled with the broom located between the axles. The mechanical sweeper shall not use a cantilever-mounted broom and the broom rotation shall not be operated by forward movement.

Note 3. The aggregate spreader shall be a self-propelled mechanical type with the receiving hopper in the rear and shall pull the aggregate truck. The spreader shall be fitted with an automated system which provides positive interconnected control of the aggregate flow with the forward speed of the spreader. The automated system shall provide uniform and consistent aggregate application at the rate specified.

The Engineer will check the spread roll of the aggregate spreader for straightness each day before operations begin. Should the surface of the spread roll vary off a straight line along its longitudinal dimension by more than 1/16 in. (1.5 mm), the Engineer will inspect the application of aggregate for corrugations and, should these occur, the machine shall be repaired or replaced. The forward speed of the spreader during calibration shall be the same as is to be used during construction. The equipment required for aggregate spreader calibration may consist of several sheets of canvas, each being exactly 1 sq yd (0.8 sq m), and a weight scale. By making several runs at different gate openings over the sheets of canvas, placed to cover the full width applied by the spreader, and carefully measuring the aggregate on each canvas sheet, the gate opening at the pre-established speed required to apply aggregate at the specified rate may be determined.

Note 4. The pressure distributor shall have a minimum capacity of 3000 gal (11,500 L). The application rate control shall be automated and shall control the application rate regardless of ground speed or spray bar width. The computer shall have the capability of recording the application rate, gallons sprayed, square yards, and feet traveled. The pressure distributor shall be

capable of maintaining the asphalt emulsion at the specified temperature. The spray bar nozzles shall produce a uniform triple lap application fan spray, and the shutoff shall be instantaneous, with no dripping. The pressure distributor shall be capable of maintaining the specified application rate within ± 0.015 gal/sq yd (± 0.070 L/sq m) for each load. The spray-bar nozzles shall be turned to make the same angle with the longitudinal axis of the spray bar as recommended by the manufacturer.

Application rates shall be determined by the procedures listed in ASTM D 2995, except the sample may be taken on three 8 x 12 in. (200 x 300 mm) metal plates. The three plates shall be positioned as directed by the Engineer.

CONSTRUCTION REQUIREMENTS

Weather Limitations. This work shall be done between May 1 and August 31. Bituminous materials shall be applied only when the temperature of the air in the shade is above 55 °F (13 °C). No work shall be started if local conditions indicate that rain is imminent.

This work may be done between September 1 and September 15 provided both of the following conditions are met:

- (a) The temperature of the air in the shade is above 70 °F (20 °C) and the temperature of the surface to which the asphalt will be applied is 70 °F (20 °C) or above, and
- (b) The National Weather Service forecast for the area does not show any rain or any temperatures below 55 °F (13 °C) for the day the work is to be done or for the following five days.

Repair and Preparation of Base or Existing Surface. The base or existing surface shall be prepared according to Section 358 of the Standard Specifications.

Calibration. The working day prior to starting construction, the pressure distributor and aggregate spreader shall be calibrated and adjusted according to the manufacturer's recommendations. At least three days prior to starting the work the Contractor shall provide the Engineer with a copy of the manufacturer's recommendations for the equipment to be used. All calibrations and adjustments shall be made in the presence of the Engineer on a level surface at a location approved by the Engineer. The Contractor shall maintain proper calibration and adjustment of the equipment and the Engineer reserves the right to check application rates as the work progresses. Should the equipment fail to consistently apply the specified rates, the work shall be stopped and the Contractor shall recalibrate and readjust the equipment.

Application Rates. Based upon the aggregate gradation to be used, the Contractor shall determine the application rates of bituminous material and seal coat aggregate. The application rates along with the seal coat gradations shall be submitted to the Engineer for approval prior to the start of work. Application rates shall be according to the following table for the aggregate type shown on the plans, and shall result in

CHECK SHEET #25

aggregate embedment between 50 and 70 percent behind the roller. Changes in the application rate of greater than 15 percent shall be resubmitted to the Engineer for approval.

Aggregate Type	Bituminous Material Rate	Aggregate Rate
CA 15	0.38 – 0.46 gal/sq yd (1.7 – 2.1 L/sq m)	22 – 30 lb/sq yd (12 – 16 kg/sq m)
CA 16	0.36 – 0.40 gal/sq yd (1.6 – 1.8 L/sq m)	18 – 26 lb/sq yd (8 – 14 kg/sq m)
CA 20	0.36 – 0.40 gal/sq yd (1.6 – 1.8 L/sq m)	18 – 26 lb/sq yd (8 – 14 kg/sq m)
FA 1 (Special)	0.26 – 0.30 gal/sq yd (1.2 – 1.4 L/sq m)	16 – 20 lb/sq yd (9 – 11 kg/sq m)
FA 4 (Special)	0.28 – 0.36 gal/sq yd (1.3 – 1.6 L/sq m)	18 – 24 lb/sq yd (10 – 13 kg/sq m)
FA 22	0.32 – 0.40 gal/sq yd (1.5 – 1.8 L/sq m)	15 – 22 lb/sq yd (8 – 12 kg/sq m)

Preparation of Bituminous Material. The temperature of the bituminous material at the time of application shall be such that it shall spray uniformly without clogging the spraying nozzles and shall be applied within the temperature ranges of 150 – 190 °F (65 – 90 °C).

Preparation of Aggregate. The aggregate shall be stockpiled near the jobsite according to Article 1003.01(e) or 1004.01(e) of the Standard Specifications. The aggregate used shall contain no free moisture. Slightly damp aggregate may be used with the approval of the Engineer.

Application of Bituminous Material. The bituminous material shall be applied with a pressure distributor. The entire length of the spray bar shall be set at the height above the surface recommended by the manufacturer for even distribution of the bituminous material.

The distributor shall be operated in a manner such that missing or overlapping of transverse joints shall be avoided. To prevent overlapping of successive applications of bituminous material at transverse joints, heavy paper shall be spread over the previously applied bituminous material and aggregates. In order to obtain a uniform application of the bituminous material, the distributor shall be traveling at the speed required for the specified rate of application when the spray bar crosses the paper.

Adjacent construction, such as concrete pavement, curb and gutter, bridge floors, raised reflective pavement markers, and bridge handrails, shall be protected by shields, covers or other means. If bituminous material is applied to adjacent construction, the Contractor shall remove such material to the satisfaction of the Engineer.

The emulsified asphalt shall not be applied when the wind conditions will inhibit uniform coverage from the fans of asphalt being applied.

Application of Aggregates. The seal coat aggregates shall be spread evenly with an aggregate spreader over the entire surface being treated. When treating one-half of

the pavement width at a time, an inside strip of uncovered emulsified asphalt 3 in. (75 mm) wide shall be left during construction of the first half to provide center joint overlap when the second half of the treatment is placed. In all cases, the aggregate shall be applied ahead of the truck or spreader wheels. Hand spreading will be permitted only when approved by the Engineer and, when so permitted, the aggregate shall be spread uniformly and at the approximate rate specified. Any ridges of aggregate left by the aggregate spreader shall be smoothed out with hand brooms immediately behind the aggregate spreader.

All equipment involved in the work shall operate as close to each other as practical. The aggregate shall cover the asphalt emulsion within 30 seconds of applications. At no time shall the aggregate spreader trail the pressure distributor by more than 150 ft (45 m) to ensure proper asphalt/aggregate adhesion.

Each aggregate truck shall be equipped with a suitable hitch for connection to the aggregate spreader while unloading. The trucks shall avoid contact between the truck body or bed and the aggregate spreader. The body or bed of the truck shall be modified, if necessary, to empty cleanly and completely into the receiving hopper of the aggregate spreader. No aggregate shall be allowed to spill onto the road surface when the truck is emptying into this hopper.

The aggregate shall be rolled following spreading. A maximum time of five minutes will be allowed between the spreading of aggregate and completion of the initial rolling of the aggregate. The rollers shall proceed in a longitudinal direction at a speed less than or equal to 5 mph (8 km/h). Each roller will travel over the aggregate a minimum of two times. The entire surface shall be rolled immediately with a self-propelled pneumatic-tired roller. Rolling shall proceed in a longitudinal direction beginning at the edges and progressing toward the center, overlapping on successive trips by at least 1/2 the width of the roller. The aggregate shall then be rolled with a separate pneumatic-tired roller until the aggregate is properly seated in the bituminous material.

The Contractor shall use the appropriate sweeping equipment to perform an initial sweeping after a minimum of two hours curing and not less than one hour before sunset on the day the bituminous surface treatment is placed. The initial sweeping shall remove excess aggregate by lightly sweeping each pavement lane. The sweeping shall be sufficient to prevent migration of loose aggregate back onto any part of the pavement.

The Contractor shall sweep the pavement surface as needed to remove excess aggregate.

Opening to Traffic. The road shall be opened to traffic according to Article 701.17(c)(4) of the Standard Specifications.

Method of Measurement. The bituminous surface treatment will be measured for payment in place and the area computed in square yards (square meters). The width for measurement will be the top width of the bituminous surface treatment as shown on the plans or as directed by the Engineer.

CHECK SHEET #25

Basis of Payment. This work will be paid for at the contract unit price per square yard (square meter) for BITUMINOUS SURFACE TREATMENT (PREVENTIVE MAINTENANCE).

When provided as a payment item, the preparation of the existing surface will be measured and paid for as specified in Section 358 of the Standard Specifications. If not provided as a payment item, preparation of existing surface will be paid for according to Article 109.04 of the Standard Specifications.

Not
For
Bid

State of Illinois
Department of Transportation
Bureau of Local Roads and Streets

SPECIAL PROVISION
FOR
INSURANCE

Effective: February 1, 2007
Revised: August 1, 2007

All references to Sections or Articles in this specification shall be construed to mean specific Section or Article of the Standard Specifications for Road and Bridge Construction, adopted by the Department of Transportation.

The Contractor shall name the following entities as additional insured under the Contractor's general liability insurance policy in accordance with Article 107.27:

Erienna Township, Garfield Township, Goodfarm Township,

Greenfield Township, Grundy County, Highland Township,

Maine Township, Mazon Township, Nettle Creek Township,

Norman Township

The entities listed above and their officers, employees, and agents shall be indemnified and held harmless in accordance with Article 107.26.

State of Illinois
DEPARTMENT OF TRANSPORTATION
Bureau of Local Roads & Streets

SPECIAL PROVISION
FOR
EMULSIFIED ASPHALTS

Effective: January 1, 2007
Revised: February 7, 2008

All references to Sections and Articles in this Special Provision shall be construed to mean specific Sections and Articles in the Standard Specifications for Road and Bridge Construction adopted by the Department of Transportation.

Replace the table after Note 2 in Article 403.02 with the following:

Type of Construction	Bituminous Materials Recommended for Weather Conditions Indicated	
	Warm [15 °C to 30 °C]* [(60 °F to 85 °F)]*	Hot [30 °C Plus]* [(85 °F Plus)]*
Prime	MC-30, PEP	MC-30, PEP
Cover Coat and Seal Coat	RS-2, CRS-2, RC-800, RC-3000, MC-800, MC-3000, SC-3000, HFE-90, HFE-150, HFE-300, HFRS-2, PEA**	RS-2, CRS-2, RC-800, RC-3000, MC-800, MC-3000, SC-3000, PG46-28, PG52-28, HFE-90, HFE-150, HFE-300, HFRS-2, PEA**

* Temperature of the air in the shade at the time of application.

** PEA is only allowed on roads with low traffic volumes

Replace the table after Note 2 in Article 406.02 with the following:

Type of Construction	Bituminous Materials Recommended
Prime (tack) on Brick, Concrete, or Bituminous Bases (Note 3)	SS-1, SS-1h, CSS-1, CSS-1h, HFE-90, RC-70
Prime on Aggregate Bases (Note 4)	MC-30, PEP
Mixture for Cracks, Joints, and Flangeways	PG58-22, PG64-22

Note 3. When emulsified asphalts are used, they shall be diluted with an equal volume of potable water. HFE emulsions shall be diluted by the manufacturer. The diluted material shall be thoroughly agitated within 24 hours of application and show no separation of water and emulsion. The diluted material shall not be returned to an approved emulsion storage tank.

Note 4. Preparation of the bituminous PEP shall be as specified in Article 403.05.

Replace the table in Article 1032.04 with the following:

Spraying Application Temperature Ranges		
Type and Grade of Bituminous Material	Temperature Ranges	
	°F min. - max.	°C min. - max.
PEP	60 - 130	15 - 55
PEA	140 - 190	60 - 88
MC-30	85 - 190	30 - 90
MC-70, RC-70, SC-70	120 - 225	50 - 105
MC-250, SC-250	165 - 270	75 - 130
MC-800, SC-800	200 - 305	95 - 150
MC-3000, SC-3000	230 - 345	110 - 175
PG46-28	275 - 385	135 - 195
PG52-28	285 - 395	140 - 200
RS-2, CRS-2	110 - 160	45 - 70
SS-1, SS-1h, CSS-1, CSS-1h	75 - 130	25 - 55
SS-1hP, CSS-1hP	75 - 130	25 - 55
HFE-90, HFE-150, HFE-300	150 - 180	65 - 80
HFP, CRSP, HFRS-2	150 - 180	65 - 80
E-2	85 - 190	30 - 90
E-3	120 - 225	50 - 105
E-4	165 - 270	75 - 130

Add subparagraph (g) to Article 1032.06:

- (g) Penetrating Emulsified Asphalt (PEA). The penetrating emulsified asphalt shall meet the following requirements when tested according to AASHTO T59:

Viscosity, Saybolt Fural @ 25°C (77°F),	sec:	20 - 500
Sieve Test, retained on 850 µm (No. 20) sieve, maximum,	%:	0.10
Storage Stability Test, 1 day, maximum,	%:	1
Float Test @ 60°C (140°F), minimum,	sec:	150
Stone Coating Test, 3 minutes,	:	Stone Coated Thoroughly
Particle Charge	:	Negative
pH, minimum	:	7.3
Distillation Test:		
Distillation to 260°C (500°F) Residue, minimum	%:	65
Oil Distillate by Volume, maximum	%:	3
Test on residue from distillation:		
Penetration @ 25°C (77°F), 100 g, 5 sec, minimum	dmm:	300

Replace the last sentence and table of Article 1032.06 with the following:

The different grades are, in general, used for the following.

Grade	Use
SS-1, SS-1h, CSS-1, CSS-1h, HFE 90, SS-1hP, CSS-1hP	Tack or fog seal
PEP	Bituminous surface treatment prime
RS-2, HFE 90, HFE 150, HFE 300, CRSP, HFP, CRS-2, HFRS-2, PEA	Bituminous surface treatment
CSS-1h Latex Modified	Microsurfacing

Not
For
Bid

State of Illinois
Department of Transportation
Bureau of Local Roads and Streets
SPECIAL PROVISION
FOR
CONSTRUCTION AND MAINTENANCE SIGNS

Effective: January 1, 2004
Revised: June 1, 2007

All references to Sections or Articles in this specification shall be construed to mean a specific Section or Article of the Standard Specifications for Road and Bridge Construction, adopted by the Department of Transportation.

701.14. Signs. Add the following paragraph to Article 701.14:

All warning signs shall have minimum dimensions of 1200 mm x 1200 mm (48" x 48") and have a black legend on a fluorescent orange reflectorized background, meeting, as a minimum, Type AP reflectivity requirements of Table 1091-2 in Article 1091.02.

Not
For
Bid

State of Illinois
DEPARTMENT OF TRANSPORTATION
Bureau of Local Roads and Streets

SPECIAL PROVISION
FOR
BITUMINOUS SURFACE TREATMENT (CLASS A-1, A-2, A-3) FOR LOCAL LETTINGS

Effective: June 16, 2017
Revised:

All references to Sections and Articles in this Special Provision shall be construed to mean specific Sections and Articles in the Standard Specifications for Road and Bridge Construction adopted by the Department of Transportation.

Revise Articles 403.15 and 403.16 to read:

403.15 Method of Measurement. Measurement of the volume of asphalt binders, emulsified asphalts, rapid curing liquid asphalt, medium curing liquid asphalts, slow curing liquid asphalts, asphalt fillers, and road oils will be based on the volume of the material at 60 °F (15.6 °C). Volumes measured at higher or lower temperatures will be corrected to the volume at 60 °F (15.6 °C) using the Standard ASTM-IP Petroleum Measurement Tables, ASTM D 1250.

Payment will not be made for bituminous materials in excess of 105 percent of the amount specified by the Engineer.

When bituminous materials are delivered by tank truck from a refinery or from a storage tank, a weight ticket for each truck load shall be furnished to the inspector. The ticket shall show the weight of the empty truck (the truck being weighed each time before it is loaded), the weight of the loaded truck, and the net weight of the bituminous material. If the material is being measured for payment by the gallon (liter), the specific gravity at 60 °F/60 °F (15.6 °C/15.6 °C) of the bituminous material in the tank truck and the number of gallons (liters) at 60 °F (15.6 °C) shall be shown on the weight ticket.

Cover Coat Aggregate and Seal Coat Aggregate will be measured in tons (metric tons) according to the requirements of Article 311.08(b), except that measurement for payment will not be made for aggregate in excess of 110 percent of the amount specified by the Engineer.

403.16 Basis of Payment. This work will be paid for at the contract unit price per gallon (liter) for BITUMINOUS MATERIALS (PRIME COAT), BITUMINOUS MATERIALS (COVER AND SEAL COATS), and POLYMERIZED BITUMINOUS MATERIALS (COVER AND SEAL COATS); or at the contract unit price per ton (metric ton) for BITUMINOUS MATERIALS (PRIME COAT), BITUMINOUS MATERIALS (COVER AND SEAL COATS), and POLYMERIZED BITUMINOUS MATERIALS (COVER AND SEAL COATS); and per ton (metric ton) for COVER COAT AGGREGATE and SEAL COAT AGGREGATE.

When provided as a payment item, the preparation of the base or existing surface will be measured and paid for as specified in Section 358. If not provided as a payment item, preparation of base or existing surface shall be considered as included in the contract unit price(s) for the bituminous surface treatment.

Grundy County Prevailing Wage Rates posted on 2/2/2022

Trade Title	Rg	Type	C	Base	Foreman	Overtime				H/W	Pension	Vac	Trng	Other Ins
						M-F	Sa	Su	Hol					
ASBESTOS ABT-GEN	All	ALL		45.90	46.90	1.5	1.5	2.0	2.0	16.55	14.71	0.00	0.90	
ASBESTOS ABT-MEC	All	BLD		38.85	41.96	1.5	1.5	2.0	2.0	14.42	12.61	0.00	0.82	
BOILERMAKER	All	BLD		52.61	57.34	2.0	2.0	2.0	2.0	6.97	22.34	0.00	1.40	
BRICK MASON	All	BLD		48.56	53.42	1.5	1.5	2.0	2.0	11.70	21.06	0.00	1.03	
CARPENTER	All	ALL		50.86	55.95	1.5	1.5	2.0	2.0	11.79	24.77	0.00	0.79	
CEMENT MASON	All	ALL		45.00	47.00	2.0	1.5	2.0	2.0	11.15	29.32	0.00	0.55	
CERAMIC TILE FINISHER	All	BLD		42.80	42.80	1.5	1.5	2.0	2.0	11.45	14.27	0.00	0.94	
COMMUNICATION TECHNICIAN	All	BLD		40.00	44.00	1.5	1.5	2.0	2.0	16.19	14.91	0.00	0.75	1.96
ELECTRIC PWR EQMT OP	All	ALL		56.55	62.05	1.5	1.5	2.0	2.0	12.94	19.11	0.00	3.17	
ELECTRIC PWR GRNDMAN	All	ALL		44.11	62.05	1.5	1.5	2.0	2.0	10.10	14.91	0.00	2.48	
ELECTRIC PWR LINEMAN	All	ALL		56.55	62.05	1.5	1.5	2.0	2.0	12.94	19.11	0.00	3.17	
ELECTRICIAN	All	BLD		48.50	52.87	1.5	1.5	2.0	2.0	16.64	20.26	0.00	1.23	4.21
ELEVATOR CONSTRUCTOR	All	BLD		51.01	57.39	2.0	2.0	2.0	2.0	16.02	20.21	4.08	0.65	
GLAZIER	All	BLD		47.60	49.10	1.5	2.0	2.0	2.0	14.99	23.55	0.00	1.43	
HEAT/FROST INSULATOR	All	BLD		51.80	54.91	1.5	1.5	2.0	2.0	14.42	15.36	0.00	0.82	
IRON WORKER	All	ALL		46.00	50.60	2.0	2.0	2.0	2.0	12.71	28.01	0.00	1.00	
LABORER	All	ALL		45.90	46.65	1.5	1.5	2.0	2.0	16.55	14.71	0.00	0.90	
LATHER	All	ALL		50.86	55.95	1.5	1.5	2.0	2.0	11.79	24.77	0.00	0.79	
MACHINIST	All	BLD		50.68	53.18	1.5	1.5	2.0	2.0	8.93	8.95	1.85	1.47	
MARBLE FINISHER	All	ALL		37.00	50.10	1.5	1.5	2.0	2.0	11.70	19.10	0.00	0.93	
MARBLE MASON	All	BLD		47.71	52.48	1.5	1.5	2.0	2.0	11.70	20.53	0.00	1.02	
MATERIAL TESTER I	All	ALL		35.90		1.5	1.5	2.0	2.0	16.55	14.71	0.00	0.90	
MATERIALS TESTER II	All	ALL		40.90		1.5	1.5	2.0	2.0	16.55	14.71	0.00	0.90	
MILLWRIGHT	All	ALL		50.86	55.95	1.5	1.5	2.0	2.0	11.79	24.77	0.00	0.79	
OPERATING ENGINEER	All	BLD	1	53.60	57.60	2.0	2.0	2.0	2.0	21.40	18.60	2.00	2.40	
OPERATING ENGINEER	All	BLD	2	52.30	57.60	2.0	2.0	2.0	2.0	21.40	18.60	2.00	2.40	
OPERATING ENGINEER	All	BLD	3	49.75	57.60	2.0	2.0	2.0	2.0	21.40	18.60	2.00	2.40	
OPERATING ENGINEER	All	BLD	4	48.00	57.60	2.0	2.0	2.0	2.0	21.40	18.60	2.00	2.40	
OPERATING ENGINEER	All	BLD	5	57.35	57.60	2.0	2.0	2.0	2.0	21.40	18.60	2.00	2.40	
OPERATING ENGINEER	All	BLD	6	54.60	57.60	2.0	2.0	2.0	2.0	21.40	18.60	2.00	2.40	
OPERATING ENGINEER	All	BLD	7	56.60	57.60	2.0	2.0	2.0	2.0	21.40	18.60	2.00	2.40	

OPERATING ENGINEER	All	FLT		41.00	41.00	1.5	1.5	2.0	2.0	20.90	17.85	2.00	2.15	
OPERATING ENGINEER	All	HWY	1	51.80	55.80	1.5	1.5	2.0	2.0	21.40	18.60	2.00	2.40	
OPERATING ENGINEER	All	HWY	2	51.25	55.80	1.5	1.5	2.0	2.0	21.40	18.60	2.00	2.40	
OPERATING ENGINEER	All	HWY	3	49.20	55.80	1.5	1.5	2.0	2.0	21.40	18.60	2.00	2.40	
OPERATING ENGINEER	All	HWY	4	47.80	55.80	1.5	1.5	2.0	2.0	21.40	18.60	2.00	2.40	
OPERATING ENGINEER	All	HWY	5	46.60	55.80	1.5	1.5	2.0	2.0	21.40	18.60	2.00	2.40	
OPERATING ENGINEER	All	HWY	6	54.80	55.80	1.5	1.5	2.0	2.0	21.40	18.60	2.00	2.40	
OPERATING ENGINEER	All	HWY	7	52.80	55.80	1.5	1.5	2.0	2.0	21.40	18.60	2.00	2.40	
PAINTER	All	ALL		49.30	55.46	1.5	1.5	1.5	2.0	13.01	14.74	0.00	1.87	
PAINTER - SIGNS	All	BLD		40.74	45.75	1.5	1.5	2.0	2.0	3.04	3.90	0.00	0.00	
PILEDRIVER	All	ALL		50.86	55.95	1.5	1.5	2.0	2.0	11.79	24.77	0.00	0.79	
PIPEFITTER	All	BLD		52.00	55.00	1.5	1.5	2.0	2.0	11.60	21.85	0.00	2.92	
PLASTERER	All	BLD		45.50	48.23	1.5	1.5	2.0	2.0	16.75	19.04	0.00	1.25	
PLUMBER	All	BLD		52.80	55.95	1.5	1.5	2.0	2.0	16.45	16.75	0.00	1.47	
ROOFER	All	BLD		36.58	38.58	1.5	1.5	2.0	2.0	11.58	12.59	0.00	0.64	
SHEETMETAL WORKER	All	BLD		51.83	54.42	1.5	1.5	2.0	2.0	11.22	19.08	0.00	1.45	2.46
SIGN HANGER	All	ALL		22.99	25.29	1.5	1.5	2.0	2.0	3.79	2.50	0.00	0.00	
SPRINKLER FITTER	All	BLD		52.25	55.00	1.5	1.5	2.0	2.0	14.20	18.60	0.00	0.75	
STONE MASON	All	BLD		48.56	53.42	1.5	1.5	2.0	2.0	11.70	21.06	0.00	1.03	
TERRAZZO FINISHER	All	BLD		44.54	44.54	1.5	1.5	2.0	2.0	11.45	16.64	0.00	0.97	
TERRAZZO MASON	All	BLD		48.38	51.88	1.5	1.5	2.0	2.0	11.45	18.10	0.00	1.00	
TILE MASON	All	BLD		49.75	53.75	1.5	1.5	2.0	2.0	11.45	17.98	0.00	1.02	
TRUCK DRIVER	All	ALL	1	41.70	42.25	1.5	1.5	2.0	2.0	10.15	11.39	0.00	0.15	
TRUCK DRIVER	All	ALL	2	41.85	42.25	1.5	1.5	2.0	2.0	10.15	11.39	0.00	0.15	
TRUCK DRIVER	All	ALL	3	42.05	42.25	1.5	1.5	2.0	2.0	10.15	11.39	0.00	0.15	
TRUCK DRIVER	All	ALL	4	42.25	42.25	1.5	1.5	2.0	2.0	10.15	11.39	0.00	0.15	
TUCKPOINTER	All	BLD		48.25	49.25	1.5	1.5	2.0	2.0	8.79	20.47	0.00	1.01	

Legend

Rg Region

Type Trade Type - All,Highway,Building,Floating,Oil & Chip,Rivers

C Class

Base Base Wage Rate

OT M-F Unless otherwise noted, OT pay is required for any hour greater than 8 worked each day, Mon through Fri. The number listed is the multiple of the base wage.

OT Sa Overtime pay required for every hour worked on Saturdays

OT Su Overtime pay required for every hour worked on Sundays

OT Hol Overtime pay required for every hour worked on Holidays

H/W Health/Welfare benefit

Vac Vacation

Trng Training

Other Ins Employer hourly cost for any other type(s) of insurance provided for benefit of worker.

Explanations GRUNDY COUNTY

PLUMBERS & PIPEFITTERS (WEST) - That part of the county West of Rt. 47 excluding the City of Morris.

The following list is considered as those days for which holiday rates of wages for work performed apply: New Years Day, Memorial Day, Fourth of July, Labor Day, Thanksgiving Day, Christmas Day and Veterans Day in some classifications/counties. Generally, any of these holidays which fall on a Sunday is celebrated on the following Monday. This then makes work performed on that Monday payable at the appropriate overtime rate for holiday pay. Common practice in a given local may alter certain days of celebration. If in doubt, please check with IDOL.

EXPLANATION OF CLASSES

ASBESTOS - GENERAL - removal of asbestos material/mold and hazardous materials from any place in a building, including mechanical systems where those mechanical systems are to be removed. This includes the removal of asbestos materials/mold and hazardous materials from ductwork or pipes in a building when the building is to be demolished at the time or at some close future date.

ASBESTOS - MECHANICAL - removal of asbestos material from mechanical systems, such as pipes, ducts, and boilers, where the mechanical systems are to remain.

CERAMIC TILE FINISHER

The grouting, cleaning, and polishing of all classes of tile, whether for interior or exterior purposes, all burned, glazed or unglazed products; all composition materials, granite tiles, warning detectable tiles, cement tiles, epoxy composite materials, pavers, glass, mosaics, fiberglass, and all substitute materials, for tile made in tile-like units; all mixtures in tile like form of cement, metals, and other materials that are for and intended for use as a finished floor surface, stair treads, promenade roofs, walks, walls, ceilings, swimming pools, and all other places where tile is to form a finished interior or exterior. The mixing of all setting mortars including but not limited to thin-set mortars, epoxies, wall mud, and any other sand and cement mixtures or adhesives when used in the preparation, installation, repair, or maintenance of tile and/or similar materials. The handling and unloading of all sand, cement, lime, tile, fixtures, equipment, adhesives, or any other materials to be used in the preparation, installation, repair, or maintenance of tile and/or similar materials. Ceramic Tile Finishers shall fill all joints and voids regardless of method on all tile work, particularly and especially after installation of said tile work. Application of any and all protective coverings to all types of tile installations including, but not be limited to, all soap compounds, paper products, tapes, and all polyethylene coverings, plywood, masonite, cardboard, and any new type of products that may be used to protect tile installations, Blastrac equipment, and all floor scarifying equipment used in preparing floors to receive tile. The clean up and removal of all waste and materials. All demolition of existing tile floors and walls to be re-tiled.

COMMUNICATIONS TECHNICIAN

Installation, operation, inspection, maintenance, repair and service of radio, television, recording, voice, sound and vision production and reproduction, telephone and telephone interconnect, facsimile, equipment and appliances used for domestic, commercial, educational and entertainment purposes, pulling of wire through conduit but not the installation of conduit.

MARBLE FINISHER

Loading and unloading trucks, distribution of all materials (all stone, sand, etc.), stocking of floors with material, performing all rigging for heavy work, the handling of all material that may be needed for the installation of such materials, building of scaffolding, polishing if needed, patching, waxing of material if damaged, pointing up, caulking, grouting and cleaning of marble, holding water on diamond or Carborundum blade or saw for setters cutting, use of tub saw or any other saw needed for preparation of material, drilling of holes for wires that anchor material set by setters, mixing up of molding plaster for installation of material, mixing up thin set for the installation of material, mixing up of sand to cement for the installation of material and such other work as may be required in helping a Marble Setter in the handling of all material in the erection or installation of interior marble, slate, travertine, art marble, serpentine, alberene stone, blue stone, granite and other stones (meaning as to stone any foreign or domestic materials as are specified and used in building interiors and exteriors and customarily known as stone in the trade), carrara, sanionyx, vitrolite and similar opaque glass and the laying of all marble tile, terrazzo tile, slate tile and precast tile, steps, risers treads, base, or any other materials that may be used as substitutes for any of the aforementioned materials and which are used on interior and exterior which are installed in a similar manner.

MATERIAL TESTER I: Hand coring and drilling for testing of materials; field inspection of uncured concrete and asphalt.

MATERIAL TESTER II: Field inspection of welds, structural steel, fireproofing, masonry, soil, facade, reinforcing steel, formwork, cured concrete, and concrete and asphalt batch plants; adjusting proportions of bituminous mixtures.

OPERATING ENGINEER - BUILDING

Class 1. Asphalt Plant; Asphalt Spreader; Autograde; Backhoes with Caisson Attachment; Batch Plant; Benoto (requires Two Engineers); Boiler and Throttle Valve; Caisson Rigs; Central Redi-Mix Plant; Combination Back Hoe Front End-loader Machine; Compressor and Throttle Valve; Concrete Breaker (Truck Mounted); Concrete Conveyor; Concrete Conveyor (Truck Mounted); Concrete Paver Over 27E cu. ft; Concrete Paver 27E cu. ft. and Under; Concrete Placer; Concrete Placing Boom; Concrete Pump (Truck Mounted); Concrete Tower; Cranes, All; Cranes, Hammerhead; Cranes, (GCI and similar Type); Creter Crane; Spider Crane; Crusher, Stone, etc.; Derricks, All; Derricks, Traveling; Formless Curb and Gutter Machine; Grader, Elevating; Grouting Machines; Heavy Duty Self-Propelled Transporter or Prime Mover; Highlift Shovels or Front Endloader 2-1/4 yd. and over; Hoists, Elevators, outside type rack and pinion and similar machines; Hoists, One, Two and Three Drum; Hoists, Two Tugger One Floor; Hydraulic Backhoes; Hydraulic Boom Trucks; Hydro Vac (and similar equipment); Locomotives, All; Motor Patrol; Lubrication Technician; Manipulators; Pile Drivers and Skid Rig; Post Hole Digger; Pre-Stress Machine; Pump Cretes Dual Ram; Pump Cretes: Squeeze Cretes-Screw Type Pumps; Gypsum Bulker and Pump; Raised and Blind Hole Drill; Roto Mill Grinder; Scoops - Tractor Drawn; Slip-Form Paver; Straddle Buggies; Operation of Tie Back Machine; Tournapull; Tractor with Boom and Side Boom; Trenching Machines.

Class 2. Boilers; Broom, All Power Propelled; Bulldozers; Concrete Mixer (Two Bag and Over); Conveyor, Portable; Forklift Trucks; Highlift Shovels or Front Endloaders under 2-1/4 yd.; Hoists, Automatic; Hoists, Inside Elevators; Hoists, Sewer Dragging Machine; Hoists, Tugger Single Drum; Laser Screed; Rock Drill (Self-Propelled); Rock Drill (Truck Mounted); Rollers, All; Steam Generators; Tractors, All; Tractor Drawn Vibratory Roller; Winch Trucks with "A" Frame.

Class 3. Air Compressor; Combination Small Equipment Operator; Generators; Heaters, Mechanical; Hoists, Inside Elevators (remodeling or renovation work); Hydraulic Power Units (Pile Driving, Extracting, and Drilling); Pumps, over 3" (1 to 3 not to exceed a total of 300 ft.); Low Boys; Pumps, Well Points; Welding Machines (2 through 5); Winches, 4 Small Electric Drill Winches.

Class 4. Bobcats and/or other Skid Steer Loaders; Oilers; and Brick Forklift.

Class 5. Assistant Craft Foreman.

Class 6. Gradall.

Class 7. Mechanics; Welders.

OPERATING ENGINEERS - HIGHWAY CONSTRUCTION

Class 1. Asphalt Plant; Asphalt Heater and Planer Combination; Asphalt Heater Scarfire; Asphalt Spreader; Autograder/GOMACO or other similar type machines; ABG Paver; Backhoes with Caisson Attachment; Ballast Regulator; Belt Loader; Caisson Rigs; Car Dumper; Central Redi-Mix Plant; Combination Backhoe Front Endloader Machine, (1 cu. yd. Backhoe Bucket or over or with attachments); Concrete Breaker (Truck Mounted); Concrete Conveyor; Concrete Paver over 27E cu. ft.; Concrete Placer; Concrete Tube Float; Cranes, all attachments; Cranes, Tower Cranes of all types: Creter Crane; Spider Crane; Crusher, Stone, etc.; Derricks, All; Derrick Boats; Derricks, Traveling; Dredges; Elevators, Outside type Rack & Pinion and Similar Machines; Formless Curb and Gutter Machine; Grader, Elevating; Grader, Motor Grader, Motor Patrol, Auto Patrol, Form Grader, Pull Grader, Subgrader; Guard Rail Post Driver Truck Mounted; Hoists, One, Two and Three Drum; Heavy Duty Self-Propelled Transporter or Prime Mover; Hydraulic Backhoes; Backhoes with shear attachments up to 40' of boom reach; Lubrication Technician; Manipulators; Mucking Machine; Pile Drivers and Skid Rig; Pre-Stress Machine; Pump Cretes Dual Ram; Rock Drill - Crawler or Skid Rig; Rock Drill - Truck Mounted; Rock/Track Tamper; Roto Mill Grinder; Slip-Form Paver; Snow Melters; Soil Test Drill Rig (Truck Mounted); Straddle Buggies; Hydraulic Telescoping Form (Tunnel); Operation of Tieback Machine; Tractor Drawn Belt Loader; Tractor Drawn Belt Loader (with attached pusher - two engineers); Tractor with Boom; Tractaire with Attachments; Traffic Barrier Transfer Machine; Trenching; Truck Mounted Concrete Pump with Boom; Raised or Blind Hole Drills (Tunnel Shaft); Underground Boring and/or Mining Machines 5 ft. in diameter and over tunnel, etc; Underground Boring and/or Mining Machines under 5 ft. in diameter; Wheel Excavator; Widener (APSCO).

Class 2. Batch Plant; Bituminous Mixer; Boiler and Throttle Valve; Bulldozers; Car Loader Trailing Conveyors; Combination Backhoe Front Endloader Machine (Less than 1 cu. yd. Backhoe Bucket or over or with attachments); Compressor and Throttle Valve; Compressor, Common Receiver (3); Concrete Breaker or Hydro Hammer; Concrete Grinding Machine; Concrete Mixer or Paver 7S Series to and including 27 cu. ft.; Concrete Spreader; Concrete Curing Machine, Burlap Machine, Belting Machine and Sealing Machine; Concrete Wheel Saw; Conveyor Muck Cars (Haglund or Similar Type); Drills, All; Finishing Machine - Concrete; Highlift Shovels or Front Endloader; Hoist - Sewer Dragging Machine; Hydraulic Boom Trucks (All Attachments); Hydro-Blaster; Hydro Excavating (excluding hose work); Laser Screed; All Locomotives, Dinky; Off-Road Hauling Units (including articulating) Non Self-Loading Ejection Dump; Pump Cretes: Squeeze Cretes - Screw Type Pumps, Gypsum Bulker and Pump; Roller, Asphalt; Rotary Snow Plows; Rototiller, Seaman, etc., self-propelled; Self-Propelled Compactor; Spreader - Chip - Stone, etc.; Scraper - Single/Twin Engine/Push and Pull; Scraper - Prime Mover in Tandem (Regardless of Size); Tractors pulling attachments, Sheeps Foot, Disc, Compactor, etc.; Tug Boats.

Class 3. Boilers; Brooms, All Power Propelled; Cement Supply Tender; Compressor, Common Receiver (2); Concrete Mixer (Two Bag and Over); Conveyor, Portable; Farm-Type Tractors Used for Mowing, Seeding, etc.; Forklift Trucks; Grouting Machine; Hoists, Automatic; Hoists, All Elevators; Hoists, Tugger Single Drum; Jeep Diggers; Low Boys; Pipe Jacking Machines; Post-Hole Digger; Power Saw, Concrete Power Driven; Pug Mills; Rollers, other than Asphalt; Seed and Straw Blower; Steam Generators; Stump Machine; Winch Trucks with "A" Frame; Work Boats; Tamper-Form-Motor Driven.

Class 4. Air Compressor; Combination - Small Equipment Operator; Directional Boring Machine; Generators; Heaters, Mechanical; Hydraulic Power Unit (Pile Driving, Extracting, or Drilling); Light Plants, All (1 through 5); Pumps, over 3" (1 to 3 not to exceed a total of 300 ft.); Pumps, Well Points; Vacuum Trucks (excluding hose work); Welding Machines (2 through 5); Winches, 4 Small Electric Drill Winches.

Class 5. SkidSteer Loader (all); Brick Forklifts; Oilers.

Class 6. Field Mechanics and Field Welders

Class 7. Dowell Machine with Air Compressor; Gradall and machines of like nature.

OPERATING ENGINEERS - FLOATING

Diver, Diver Wet Tender, Diver Tender, ROV Pilot, ROV Tender

TRUCK DRIVER - BUILDING, HEAVY AND HIGHWAY CONSTRUCTION Class 1. Two or three Axle Trucks. A-frame Truck when used for transportation purposes; Air Compressors and Welding Machines, including those pulled by cars, pick-up trucks and tractors; Ambulances; Batch Gate Lockers; Batch Hopperman; Car and Truck Washers; Carry-alls; Fork Lifts and Hoisters; Helpers; Mechanics Helpers and Greasers; Oil Distributors 2-man operation; Pavement Breakers; Pole Trailer, up to 40 feet; Power Mower Tractors; Self-propelled Chip Spreader; Skipman; Slurry Trucks, 2-man operation; Slurry Truck Conveyor Operation, 2 or 3 man; Teamsters Unskilled dumpman; and Truck Drivers hauling warning lights, barricades, and portable toilets on the job site.

Class 2. Four axle trucks; Dump Crets and Adgetors under 7 yards; Dumpsters, Track Trucks, Euclids, Hug Bottom Dump Turnapulls or Turntrailers when pulling other than self-loading equipment or similar equipment under 16 cubic yards; Mixer Trucks under 7 yards; Ready-mix Plant Hopper Operator, and Winch Trucks, 2 Axles.

Class 3. Five axle trucks; Dump Crets and Adgetors 7 yards and over; Dumpsters, Track Trucks, Euclids, Hug Bottom Dump Turntrailers or turnapulls when pulling other than self-loading equipment or similar equipment over 16 cubic yards; Explosives and/or Fission Material Trucks; Mixer Trucks 7 yards or over; Mobile Cranes while in transit; Oil Distributors, 1-man operation; Pole Trailer, over 40 feet; Pole and Expandable Trailers hauling material over 50 feet long; Slurry trucks, 1-man operation; Winch trucks, 3 axles or more; Mechanic--Truck Welder and Truck Painter.

Class 4. Six axle trucks; Dual-purpose vehicles, such as mounted crane trucks with hoist and accessories; Foreman; Master Mechanic; Self-loading equipment like P.B. and trucks with scoops on the front.

TERRAZZO FINISHER

The handling of sand, cement, marble chips, and all other materials that may be used by the Mosaic Terrazzo Mechanic, and the mixing, grinding, grouting, cleaning and sealing of all Marble, Mosaic, and Terrazzo work, floors, base, stairs, and wainscoting by hand or machine, and in addition, assisting and aiding Marble, Masonic, and Terrazzo Mechanics.

Other Classifications of Work:

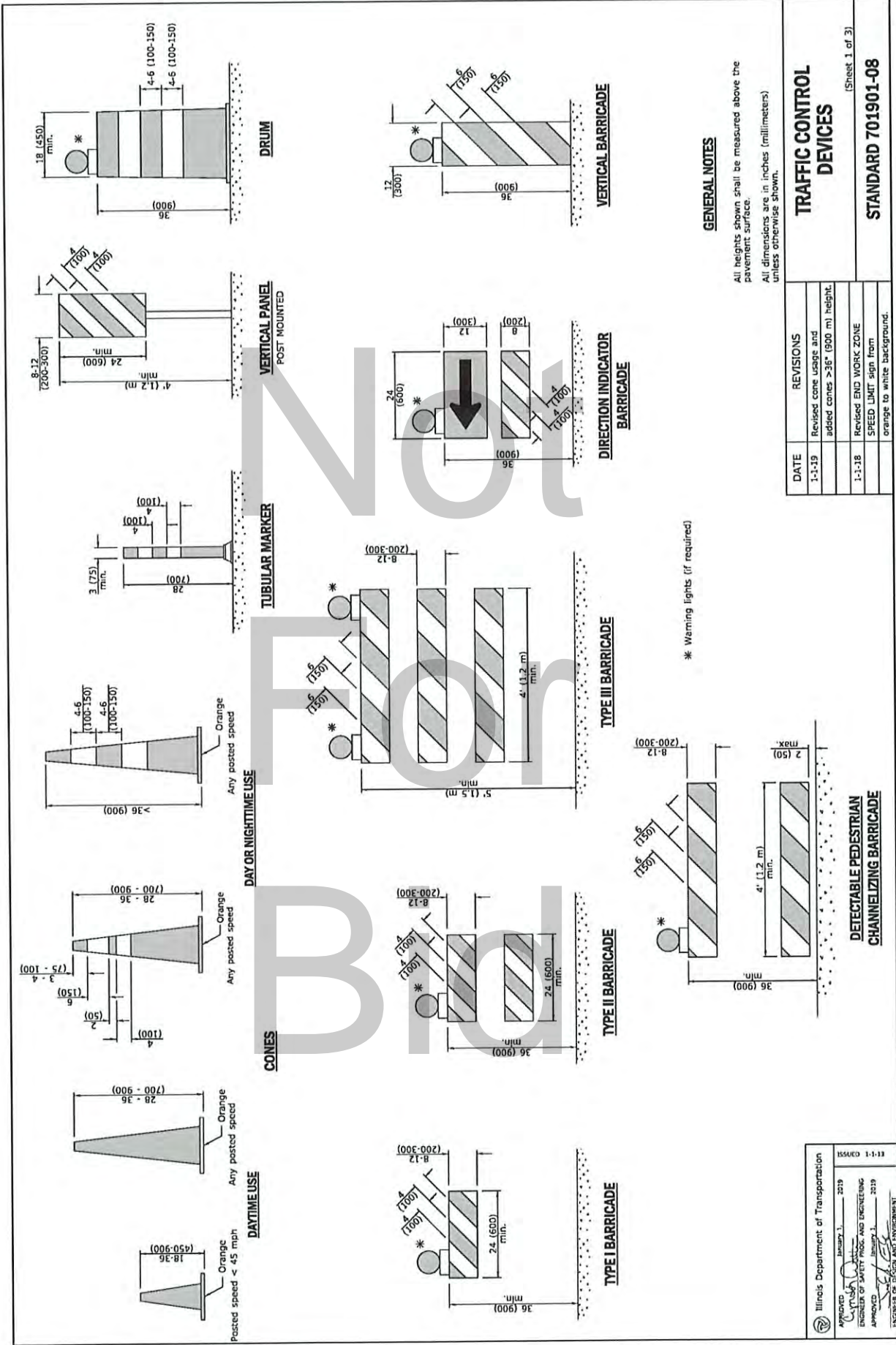
For definitions of classifications not otherwise set out, the Department generally has on file such definitions which are available. If a task to be performed is not subject to one of the classifications of pay set out, the Department will upon being contacted state which neighboring county has such a classification and provide such rate, such rate being deemed to exist by reference in this document. If no neighboring county rate applies to the task, the Department shall undertake a special determination, such special determination being then deemed to have existed under this determination. If a project requires these, or any classification not listed, please contact IDOL at 217-782-1710 for wage rates or clarifications.

LANDSCAPING

Landscaping work falls under the existing classifications for laborer, operating engineer and truck driver. The work performed by landscape plantsman and landscape laborer is covered by the existing classification of laborer. The work performed by landscape operators (regardless of equipment used or its size) is covered by the classifications of operating engineer. The work performed by landscape truck drivers (regardless of size of truck driven) is covered by the classifications of truck driver.

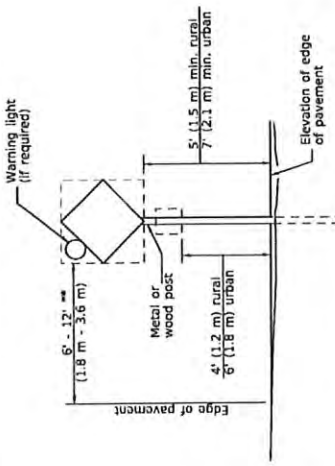
MATERIAL TESTER & MATERIAL TESTER/INSPECTOR I AND II

Notwithstanding the difference in the classification title, the classification entitled "Material Tester I" involves the same job duties as the classification entitled "Material Tester/Inspector I". Likewise, the classification entitled "Material Tester II" involves the same job duties as the classification entitled "Material Tester/Inspector II".



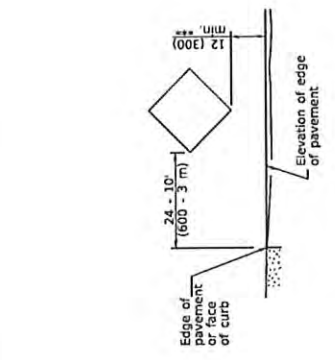
TRAFFIC CONTROL DEVICES	
DATE	REVISIONS
1-1-19	Revised cone usage and added cones >36" (900 m) height.
1-1-18	Revised END WORK ZONE SPEED LIMIT sign from orange to white background.
(Sheet 1 of 3)	
STANDARD 701901-08	

Illinois Department of Transportation
 APPROVED JANUARY 1, 2019
 ENGINEER OF SAFETY PROGRAMS AND ENGINEERING
 APPROVED JANUARY 1, 2019
 ENGINEER OF DESIGN AND ENVIRONMENT



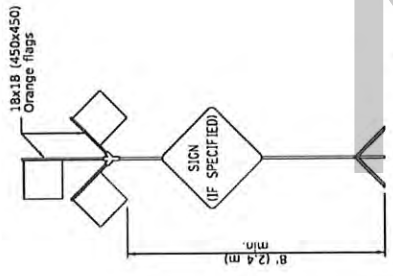
POST MOUNTED SIGNS

When curb or paved shoulder are present this dimension shall be 24 (600) to the edge of the paved shoulder.



SIGNS ON TEMPORARY SUPPORTS

When work operations exceed four days, this dimension shall be 5' (1.5 m) min. If located behind other devices, the height shall be sufficient to be seen completely above the devices.



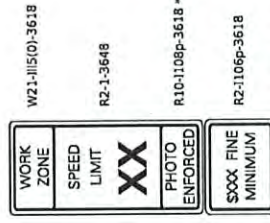
HIGH LEVEL WARNING DEVICE

ROAD CONSTRUCTION NEXT X MILES
G20-1104(0)-6036

END CONSTRUCTION
G20-1105(0)-6024

This signing is required for all projects 2 miles (3200 m) or more in length.
ROAD CONSTRUCTION NEXT X MILES sign shall be placed 500' (150 m) in advance of project limits.
END CONSTRUCTION sign shall be erected at the end of the job unless another job is within 2 miles (3200 m).
Dual sign displays shall be utilized on multi-lane highways.

WORK LIMIT SIGNING



W2-1115(0)-3618
R2-1-3648
R10-1108p-3618 *****
R2-1106p-3618

Sign assembly as shown on Standards or as allowed by District Operations.

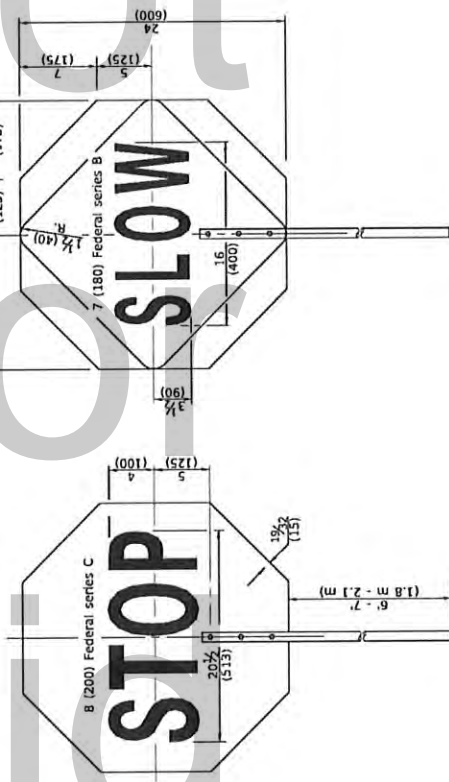


G20-1103-6036

This sign shall be used when the above sign assembly is used.

HIGHWAY CONSTRUCTION SPEED ZONE SIGNS

R10-1108p shall only be used along roadways under the jurisdiction of the State.



FRONT SIDE
REVERSE SIDE



W12-1103-4948

WIDTH RESTRICTION SIGN

XX'-XX' width and X miles are variable.

FLAGGER TRAFFIC CONTROL SIGN

TRAFFIC CONTROL DEVICES

(Sheet 2 of 3)

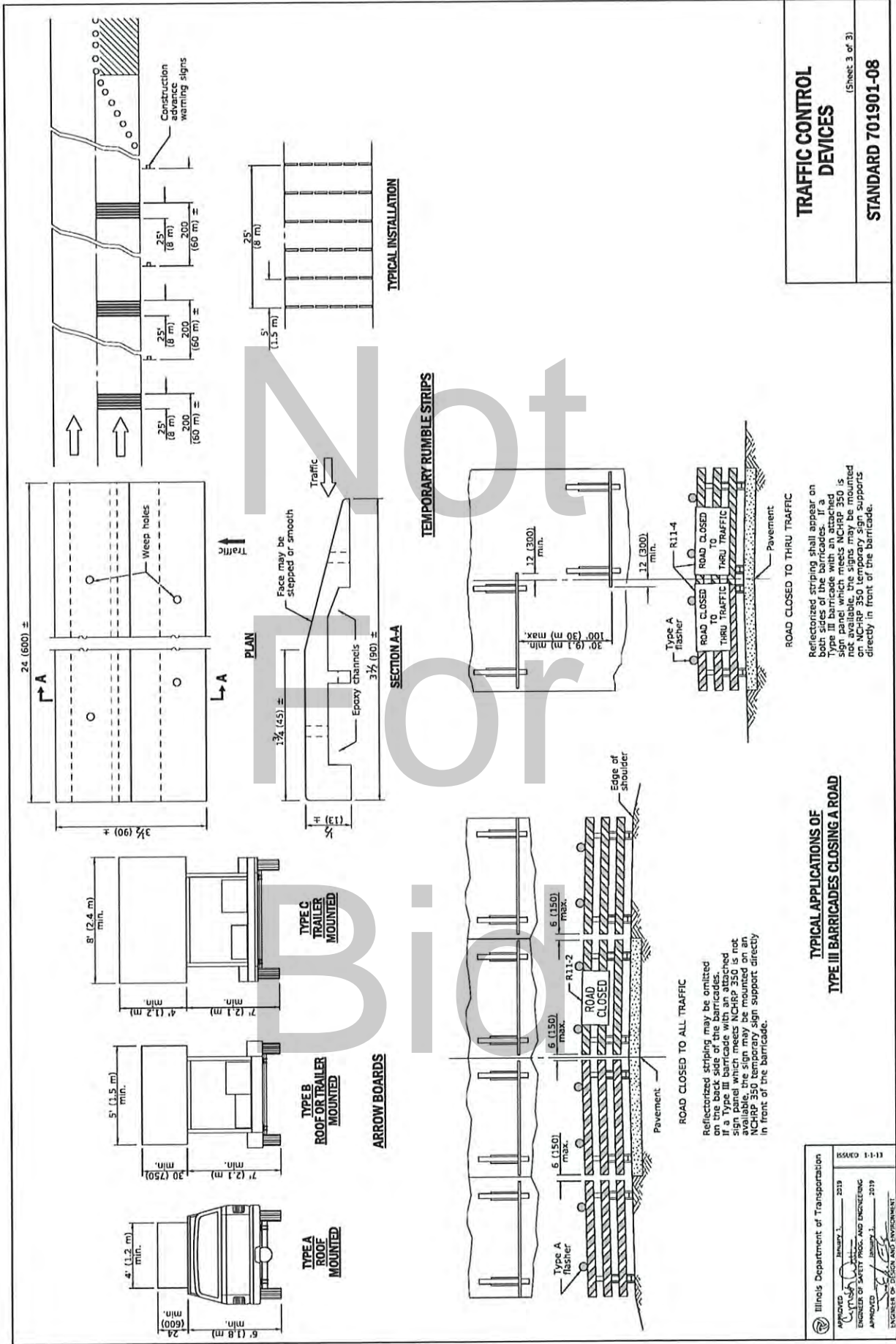
STANDARD 701901-08

Illinois Department of Transportation

APPROVED: [Signature] 2019
ISSUED: 1-1-13

DESIGNED BY: [Signature] 2019
CHECKED BY: [Signature] 2019

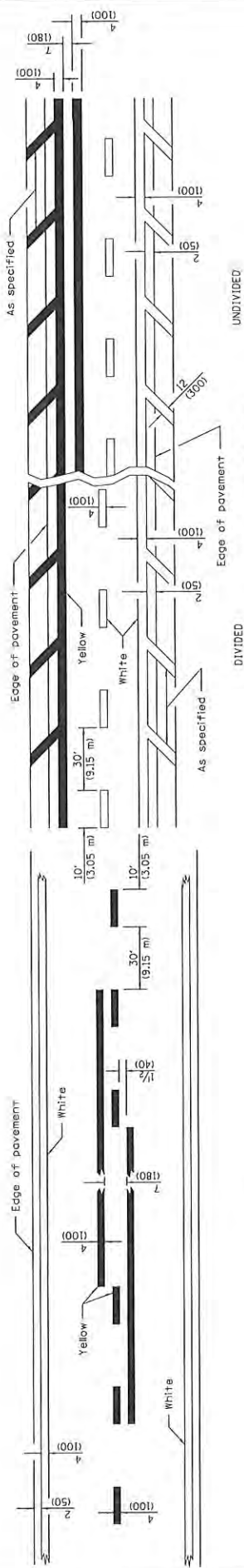
ENGINEER OF DESIGN AND INSTRUMENTATION



TRAFFIC CONTROL DEVICES
 STANDARD 701901-08
 (Sheet 3 of 3)

TYPICAL APPLICATIONS OF TYPE III BARRICADES CLOSING A ROAD

Illinois Department of Transportation
 APPROVED: [Signature] January 2, 2019
 ENGINEER OF SAFETY PROGRAMS AND ENGINEERING
 APPROVED: [Signature] January 2, 2019
 ENGINEER OF DESIGN AND ENVIRONMENT

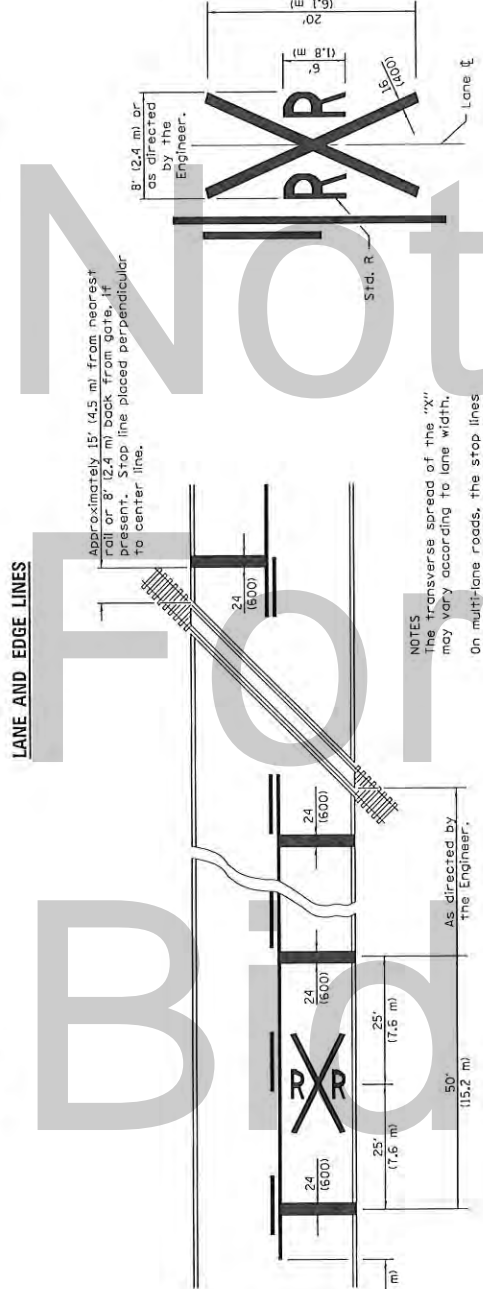


2 LANE

DIVIDED

MULTI LANE

UNDIVIDED



Approximately 15' (4.5 m) from nearest rail or 8' (2.4 m) back from gate, if present. Stop line placed perpendicular to center line.

8' (2.4 m) or as directed by the Engineer.

NOTES

The transverse spread of the "x" may vary according to lane width.

On multi-lane roads, the stop lines shall extend across all approach lanes and separate RRR symbols shall be placed adjacent to each other in each lane.

When the pavement marking symbol is used, a portion of the symbol should be located directly adjacent to the Advance Warning Sign (W10-1) as placed by Table 2C-4, Condition B of the MUTCD.

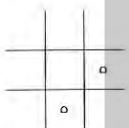

All dimensions are in inches (millimeters) unless otherwise shown.

PAVEMENT MARKINGS AT RAILROAD-HIGHWAY GRADE CROSSING		TYPICAL PAVEMENT MARKINGS	
DATE	REVISIONS	DATE	REVISIONS
1-1-15	Added symbols. Revised bike symbol. Revised note for stop line at RR crossing.	1-1-15	Added symbols. Revised bike symbol. Revised note for stop line at RR crossing.
1-1-14	Added bike symbol. Renamed 'LANE DROP ARROW' detail to 'LANE-REDUCTION ARROW'.	1-1-14	Added bike symbol. Renamed 'LANE DROP ARROW' detail to 'LANE-REDUCTION ARROW'.

Illinois Department of Transportation APPROVED January 1, 2015 ENGINEER OF OPERATIONS APPROVED January 1, 2015 ENGINEER OF DESIGN AND ENVIRONMENT	ISSUED 1-1-97
---	---------------

STANDARD 780001-05

(Sheet 1 of 3)




Legend	Arrow Size	d
6' (1.8 m)	Small	2.9 (74)
8' (2.4 m)	Large	3.6 (96)

The space between adjacent letters or numerals should be approximately 3 (76) for 6' (1.8 m) legend and 4 (100) for 8' (2.4 m) legend.

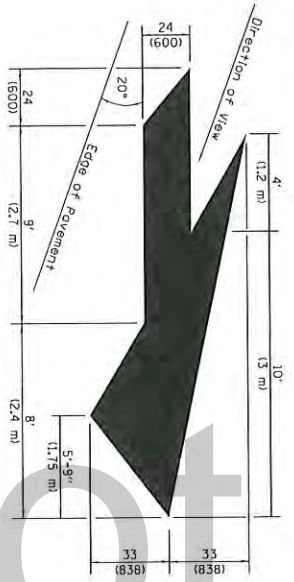
LETTER AND ARROW GRID SCALE

Illinois Department of Transportation
 APPROVED JANUARY 1, 2015
 ENGINEER OF OPERATIONS
 APPROVED JANUARY 1, 2015
 ENGINEER OF DESIGN AND ENVIRONMENT
 ISSUED 1-1-97

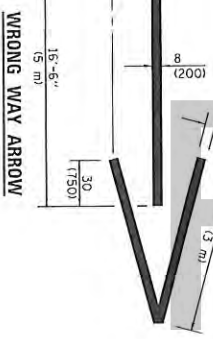
TYPICAL PAVEMENT MARKINGS
 STANDARD 780001-05
 (Sheet 2 of 3)



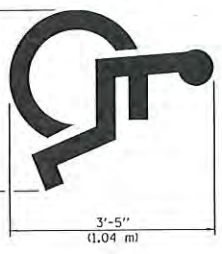
WORD AND ARROW LAYOUT



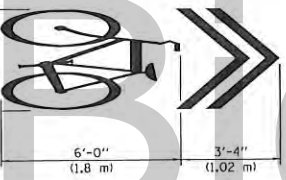
LANE-REDUCTION ARROW
 Right lane-reduction arrow shown.
 Use mirror image for left lane.



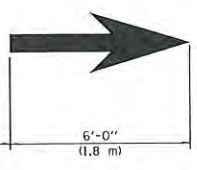
WRONG WAY ARROW



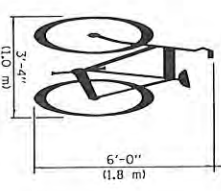
INTERNATIONAL SYMBOL OF ACCESSIBILITY



SHARED LANE SYMBOL




BIKE SYMBOL
 (Arrow is optional.)







Illinois Department of Transportation
 APPROVED: [Signature] JUNE 11, 2015
 ENGINEER OF OPERATIONS
 APPROVED: [Signature] JUNE 11, 2015
 ENGINEER OF DESIGN AND ENVIRONMENT
 ISSUED 1-1-91

TYPICAL PAVEMENT MARKINGS
 STANDARD 78001-05
 (Sheet 3 of 3)



 Jilnode Department of Transportation
 APPROVED January 1, 2009
 ENGINEER OF OPERATIONS
 APPROVED January 1, 2009
 ENGINEER OF DESIGN AND ENVIRONMENT

ISSUED 1-1-97

TYPICAL APPLICATIONS
 Landscaping work
 Utility work
 Pavement marking
 Weed spraying
 Roadometer measurements
 Darts detection
 Crack pouring

SYMBOLS
 Arrow board (hazard mode only)
 Truck with headlights, emergency flashers, and flashing amber light. (visible from all directions)
 18x18 (450x450) min. orange flag use when guide wheel is used
 Truck mounted attenuator

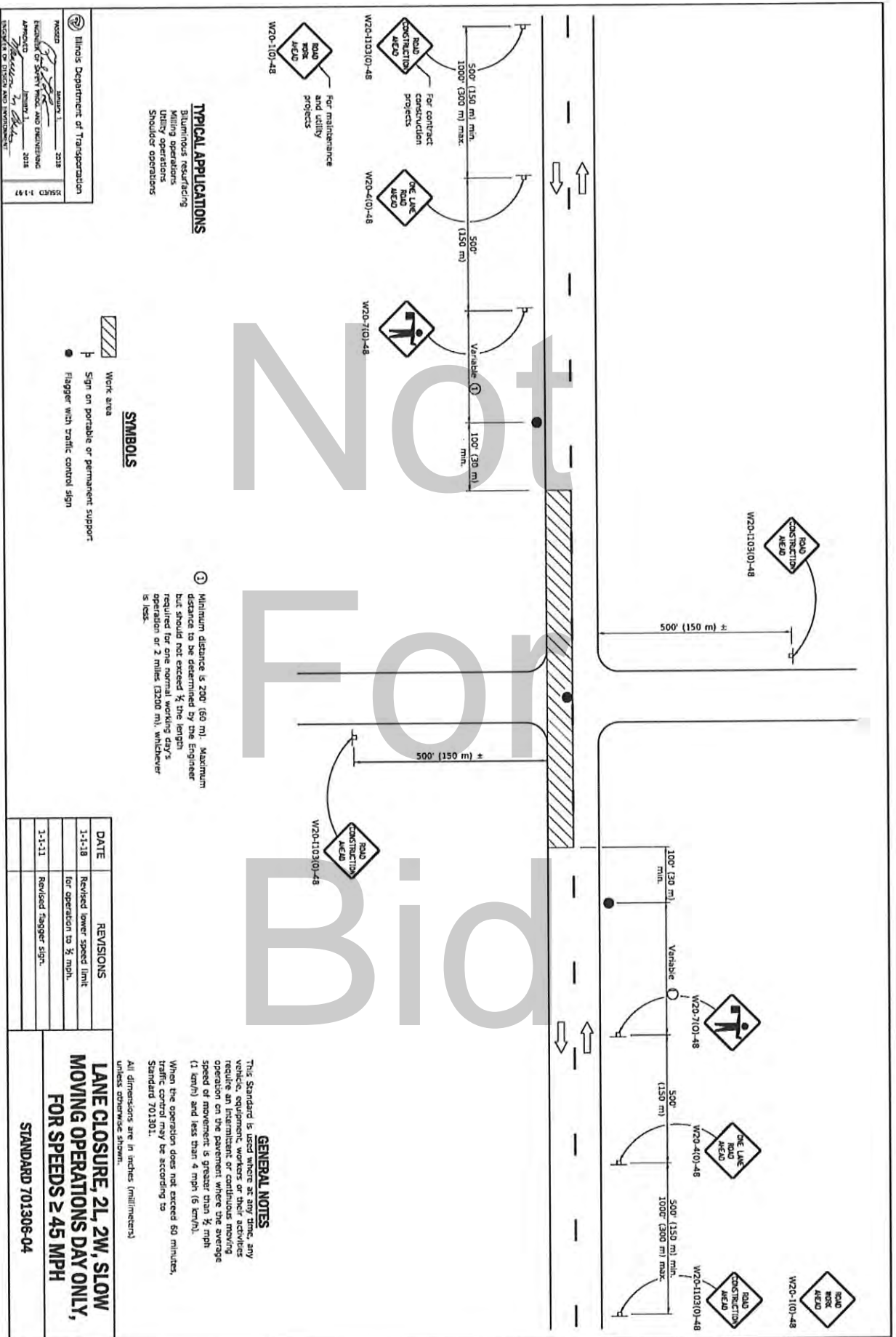
* Distance varies depending on terrain and susceptibility of pavement marking or crack sealant to wheel tracking.



DATE	REVISIONS
1-1-09	Switched units to English (metric). Omit flag
1-1-00	Elim. speed restrictions in Standard title.

**LANE CLOSURE 2L, 2W
 MOVING OPERATIONS-
 DAY ONLY**
STANDARD 701311-03

GENERAL NOTES
 This Standard is used where any vehicle, equipment, workers or their activities will require a continuous moving operation where the average speed is greater than 3 mph (5 km/h).
 For shoulder operations not encroaching on the pavement, use DETAIL A, Standard 701425, unless otherwise shown.



TYPICAL APPLICATIONS
 Bituminous resurfacing
 Milling operations
 Utility operations
 Shoulder operations

SYMBOLS

- Work area
- Sign on portable or permanent support
- Flagger with traffic control sign

① Minimum distance is 200' (60 m). Maximum distance to be determined by the Engineer but should not exceed ½ the length required for one normal working day's operation or 2 miles (3200 m), whichever is less.

GENERAL NOTES

This Standard is used where at any time, any vehicle, equipment, workers or their activities require an alternate arrangement where the average speed of movement is greater than ½ mph (1 km/h) and less than 4 mph (6 km/h).
 When the operation does not exceed 60 minutes, traffic control may be according to Standard 701301.
 All dimensions are in inches (millimeters) unless otherwise shown.

LANE CLOSURE, 2L, 2W, SLOW MOVING OPERATIONS DAY ONLY, FOR SPEEDS ≥ 45 MPH
STANDARD 701306-04

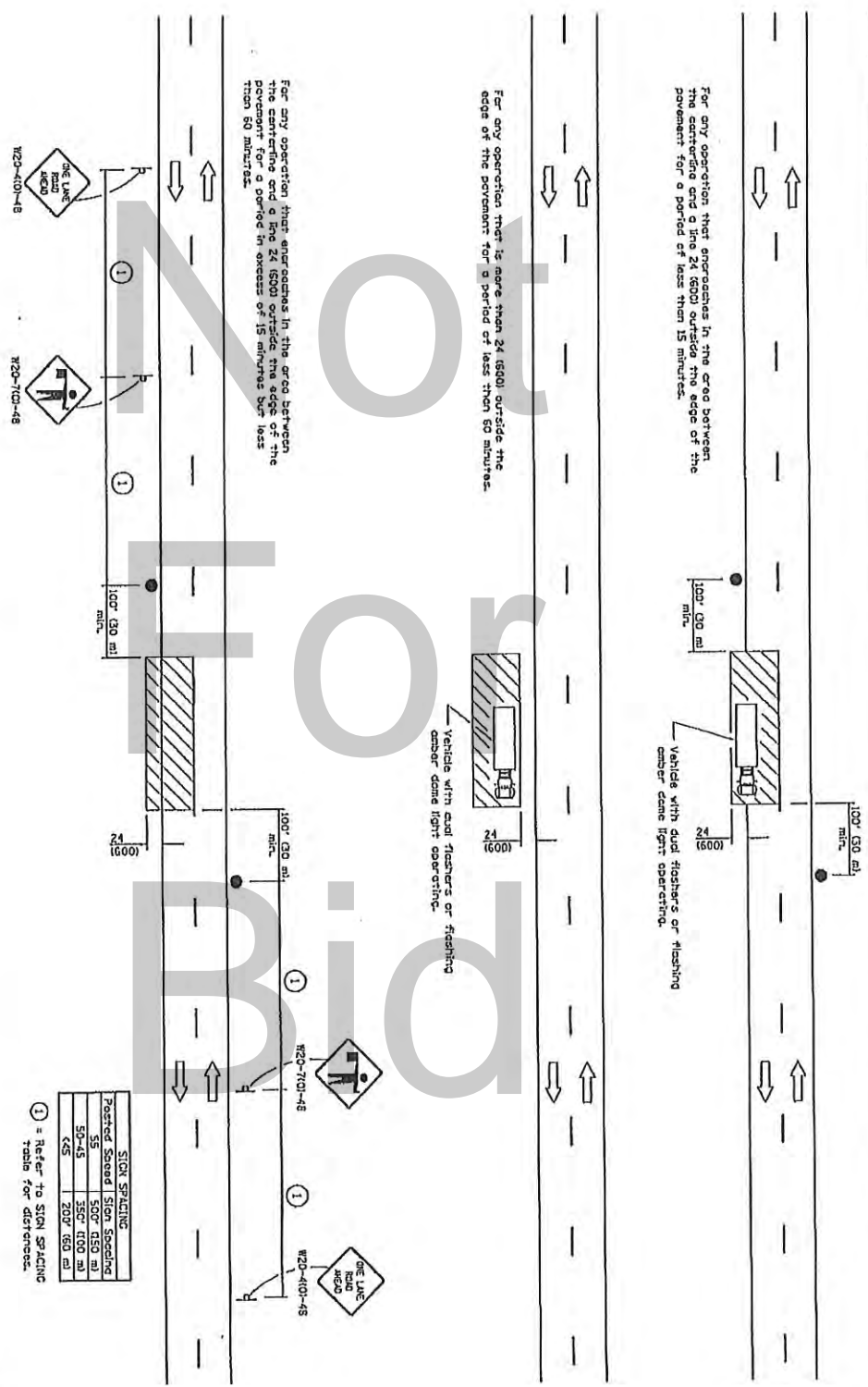
DATE	REVISIONS
1-1-18	Revised lower speed limit for operation to ½ mph.
1-1-11	Revised flagger sign.

Illinois Department of Transportation
 APPROVED: [Signature] January 1, 2018
 ENGINEER OF SAFETY, ROAD AND DRIVENING
 APPROVED: [Signature] January 1, 2018
 SUPERVISOR OF DESIGN AND ENVIRONMENT

For any operation that approaches in the area between the centerline and a line 24 (600) outside the edge of the pavement for a period of less than 15 minutes.

For any operation that is more than 24 (600) outside the edge of the pavement for a period of less than 60 minutes.

For any operation that encroaches in the area between the centerline and a line 24 (600) outside the edge of the pavement for a period of less than 15 minutes for a period of less than 60 minutes.



TYPICAL APPLICATIONS

- Marking patches
- Field survey
- String line
- Utility operations
- Cleaning up debris on pavement

SYMBOLS

- Work area
- Sign on portable or permanent support
- Flagger with traffic control sign

APPROVED: *[Signature]* 2011
 REGION 9 SAFETY DIVISION
 APPROVED: *[Signature]* 2011
 DIVISION OF SAFETY AND TRANSPORTATION

DATE	REVISIONS
1-1-11	Revised flagger sign.
1-1-09	Substituted units to English metric.

LANE CLOSURE, 2L, 2W,
 SHORT TIME OPERATIONS
 STANDARD 701301-04

All dimensions are in inches (millimeters) unless otherwise shown.

Illinois Department of Transportation
 APPROVED: [Signature] January 1, 2011
 ENGINEER OF SAFETY ENGINEERING
 APPROVED: [Signature] January 1, 2011
 ENGINEER OF DESIGN AND ENVIRONMENT
 ISSUED 1-1-97

Posted Speed	Sign Spacing
55	500' (150 m)
50-45	350' (100 m)
<45	200' (60 m)

SYMBOLS

- ▨ Work area
- Cone, drum or barricade (not required for moving operations)
- ⊥ Sign on portable or permanent support
- Flagger with traffic control sign
- ⊕ Barricade or drum with flashing light
- ⊕ Type III barricade with flashing lights
- ① Refer to SIGN SPACING TABLE for distances.
- ② For approved sideroad closures.
- ③ Cones at 25' (8 m) centers for 250' (75 m), additional cones may be placed at 50' (15 m) centers. When drums or Type I or Type II barricades are used, the interval between devices may be doubled.
- ④ Cones, drums or barricades at 20' (6 m) centers.

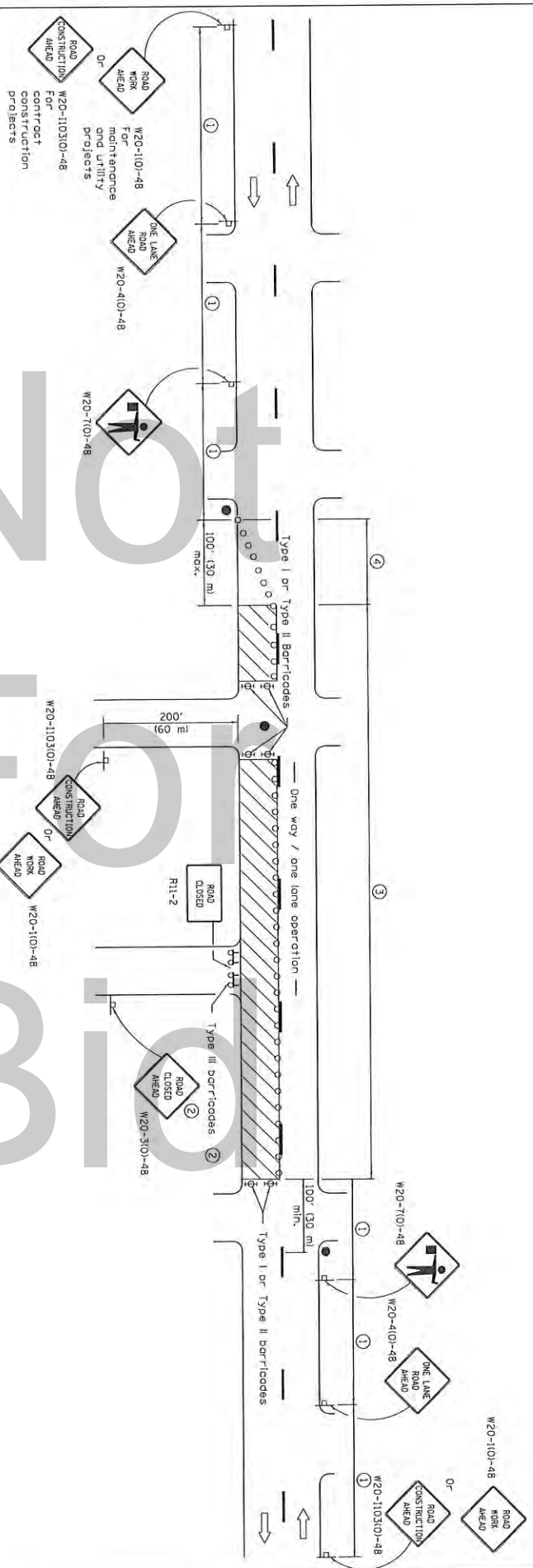
GENERAL NOTES

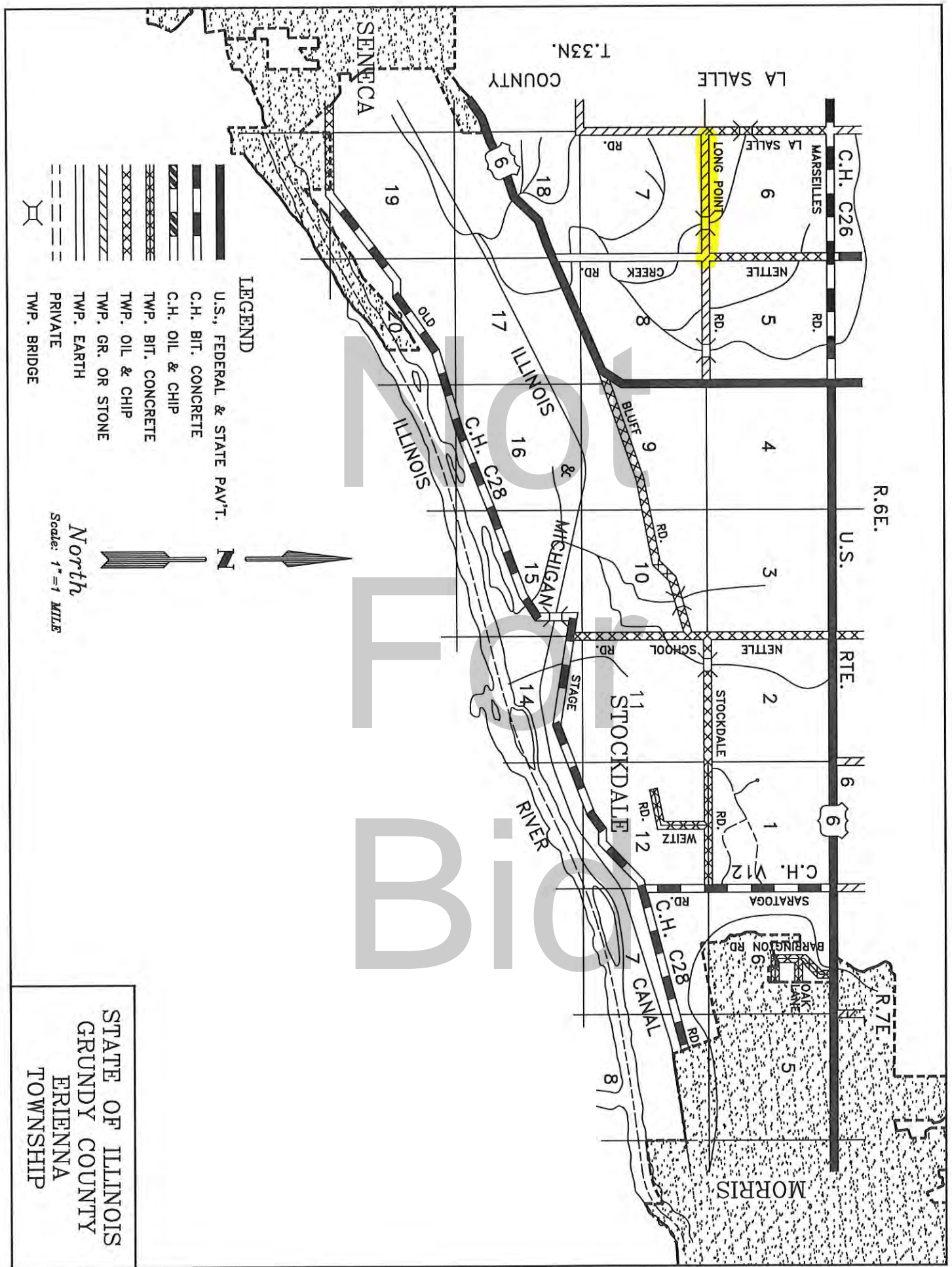
This Standard is used where at any time, day or night, any vehicle, equipment, workers or their activities on the pavement requiring the closure of one traffic lane in an urban area. All dimensions are in inches (millimeter) unless otherwise shown.

DATE	REVISIONS
1-1-11	Revised flagger sign.
1-1-09	Switched units to English metric.
	Corrected sign No.'s.

**URBAN LANE CLOSURE,
2L, 2W, UNDIVIDED**

STANDARD 701501-06



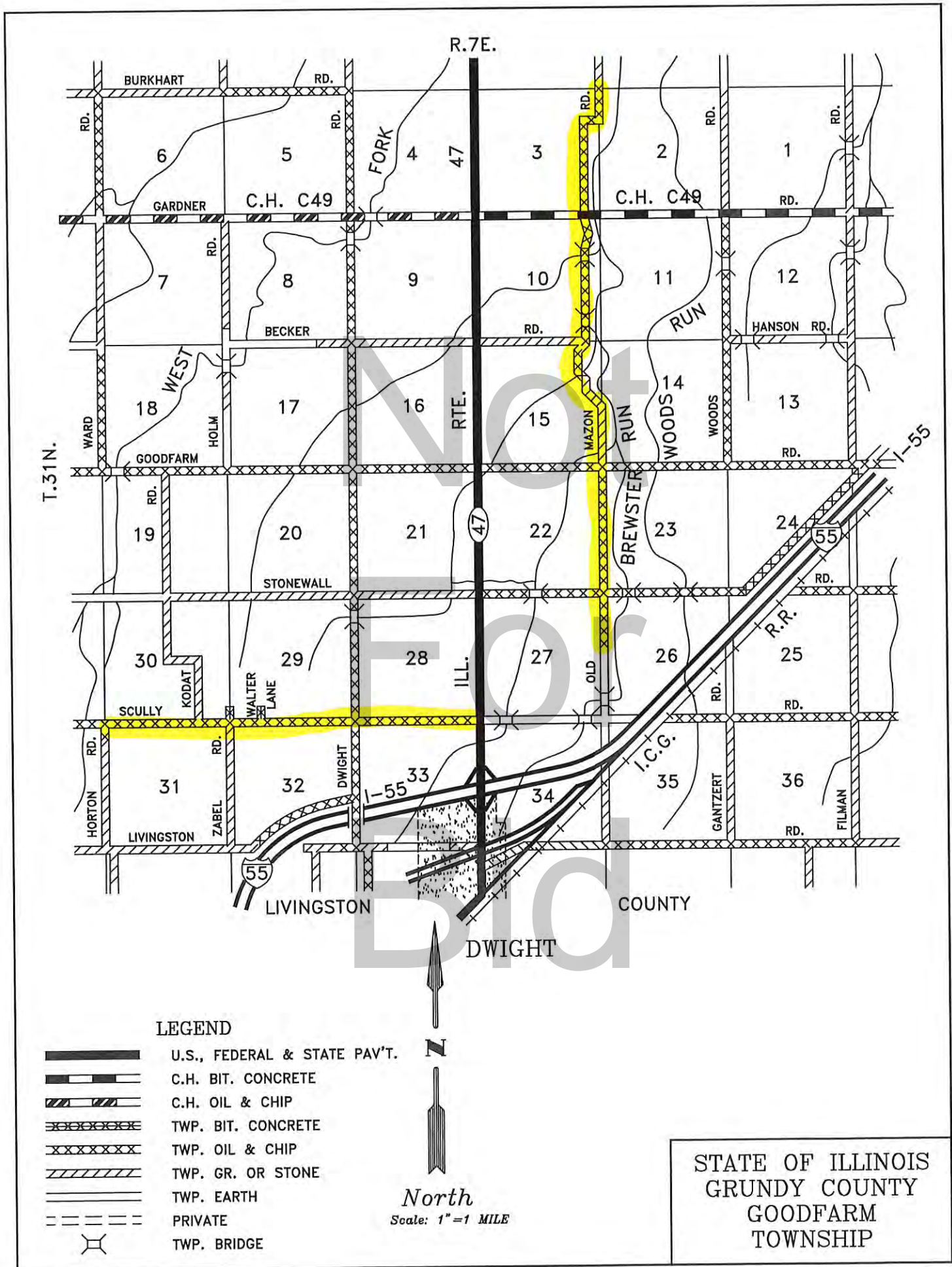


- LEGEND**
- U.S., FEDERAL & STATE PAV'T.
 - C.H. BIT. CONCRETE
 - C.H. OIL & CHIP
 - TWP. BIT. CONCRETE
 - TWP. OIL & CHIP
 - TWP. GR. OR STONE
 - TWP. EARTH
 - PRIVATE
 - TWP. BRIDGE

North

Scale: 1" = 1 MILE

STATE OF ILLINOIS
 GRUNDY COUNTY
 ERIENNA
 TOWNSHIP



R.7E.

T.31N.

BURKHART
RD.

6

5

4

47

3

2

1

GARDNER
RD.

C.H. C49

C.H. C49

RD.

7

8

9

10

11

12

BECKER
RD.

RUN

HANSON RD.

18

17

16

15

14

13

GOODFARM
RD.

RTE. 47

MASON
RD.

WOODS

WOODS

RD.

19

20

21

22

23

24

STONEWALL
RD.

ILL. 47

BREWSTER
RD.

RD.

30

29

28

27

26

25

SCULLY
RD.

KODAT
RD.

WALTER
LANE

ILL.

OLD

R.R.

RD.

HORTON
RD.

31

32

33

34

35

36

LIVINGSTON
RD.

ZABEL
RD.

DWIGHT

I-55

I.C.G.

RD.










RD.

LIVINGSTON

COUNTY

DWIGHT

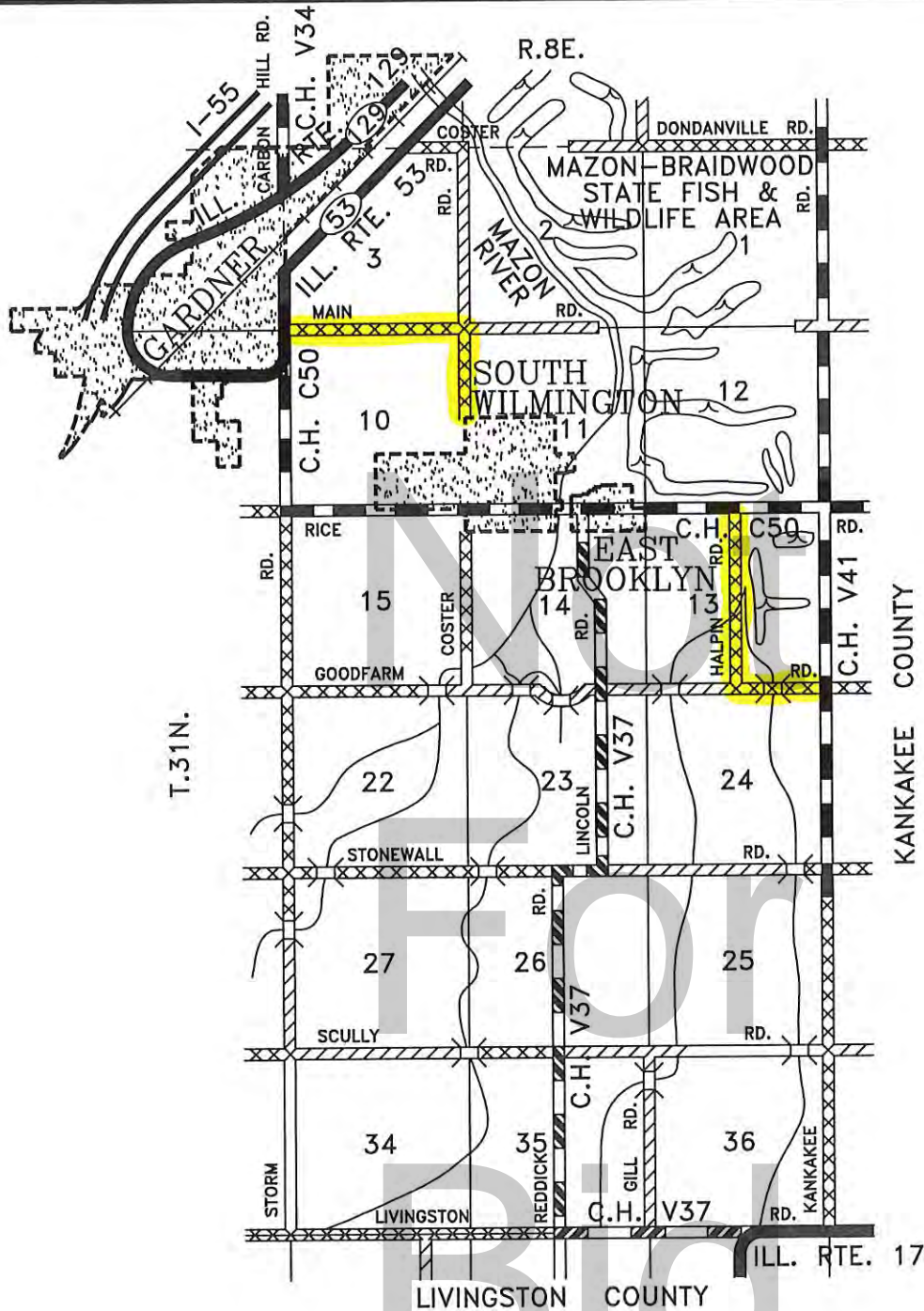
LEGEND

-  U.S., FEDERAL & STATE PAV'T.
-  C.H. BIT. CONCRETE
-  C.H. OIL & CHIP
-  TWP. BIT. CONCRETE
-  TWP. OIL & CHIP
-  TWP. GR. OR STONE
-  TWP. EARTH
-  PRIVATE
-  TWP. BRIDGE






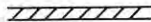

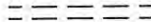



North
Scale: 1" = 1 MILE

STATE OF ILLINOIS
GRUNDY COUNTY
GOODFARM
TOWNSHIP



LEGEND

-  U.S., FEDERAL & STATE PAV'T.
-  C.H. BIT. CONCRETE
-  C.H. OIL & CHIP
-  TWP. BIT. CONCRETE
-  TWP. OIL & CHIP
-  TWP. GR. OR STONE
-  TWP. EARTH
-  PRIVATE
-  TWP. BRIDGE

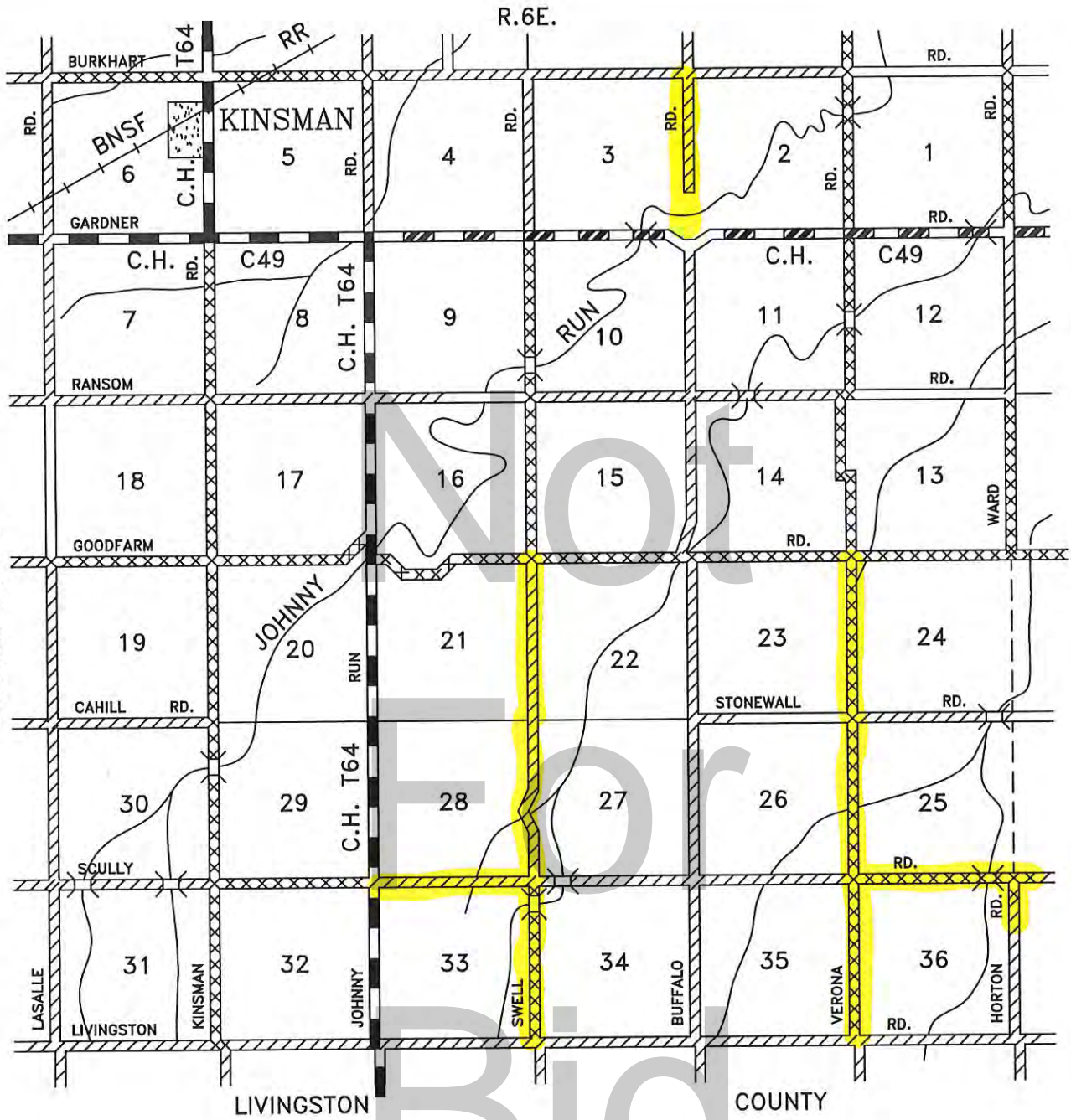


North










Scale: 1"=1 MILE

STATE OF ILLINOIS
GRUNDY COUNTY
GREENFIELD
TOWNSHIP

T.31N.
LASALLE COUNTY



LEGEND

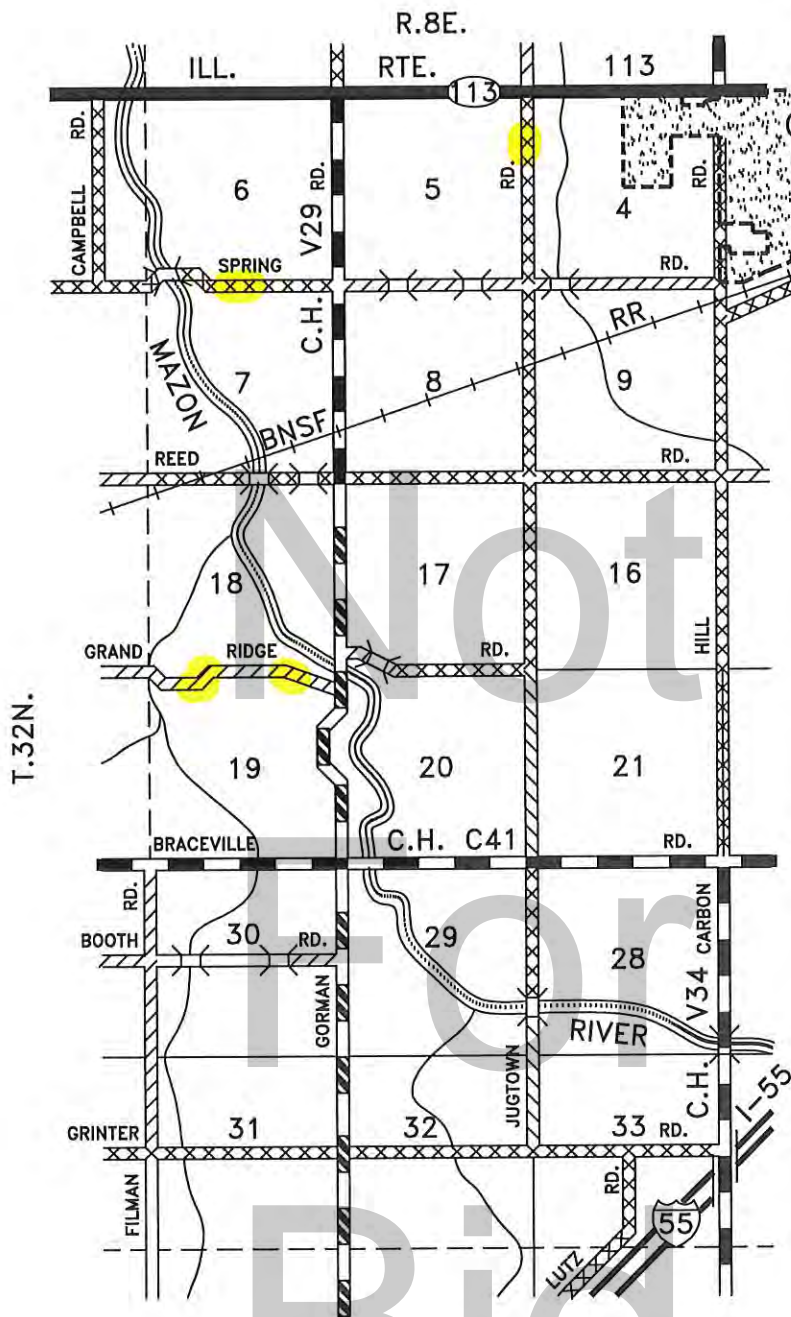
-  U.S., FEDERAL & STATE PAV'T.
-  C.H. BIT. CONCRETE
-  C.H. OIL & CHIP
-  TWP. BIT. CONCRETE
-  TWP. OIL & CHIP
-  TWP. GR. OR STONE
-  TWP. EARTH
-  PRIVATE
-  TWP. BRIDGE








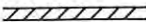



North

Scale: 1" = 1 MILE

STATE OF ILLINOIS
GRUNDY COUNTY
HIGHLAND
TOWNSHIP



LEGEND

-  U.S., FEDERAL & STATE PAV'T.
-  C.H. BIT. CONCRETE
-  C.H. OIL & CHIP
-  TWP. BIT. CONCRETE
-  TWP. OIL & CHIP
-  TWP. GR. OR STONE
-  TWP. EARTH
-  PRIVATE
-  TWP. BRIDGE

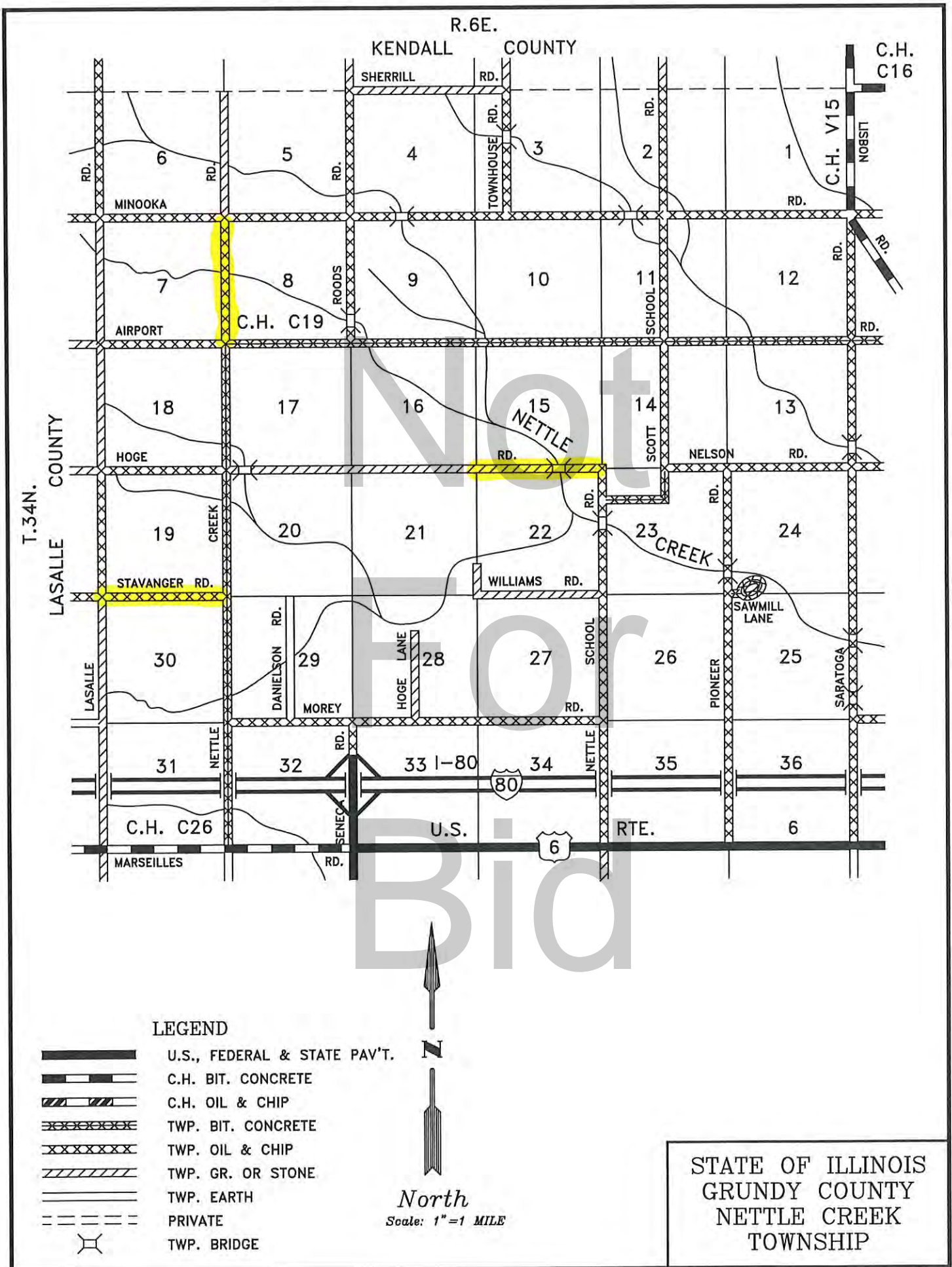


North




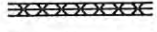





Scale: 1" = 1 MILE

STATE OF ILLINOIS
GRUNDY COUNTY
MAINE
TOWNSHIP

STRUCTURE LOCATION MAP



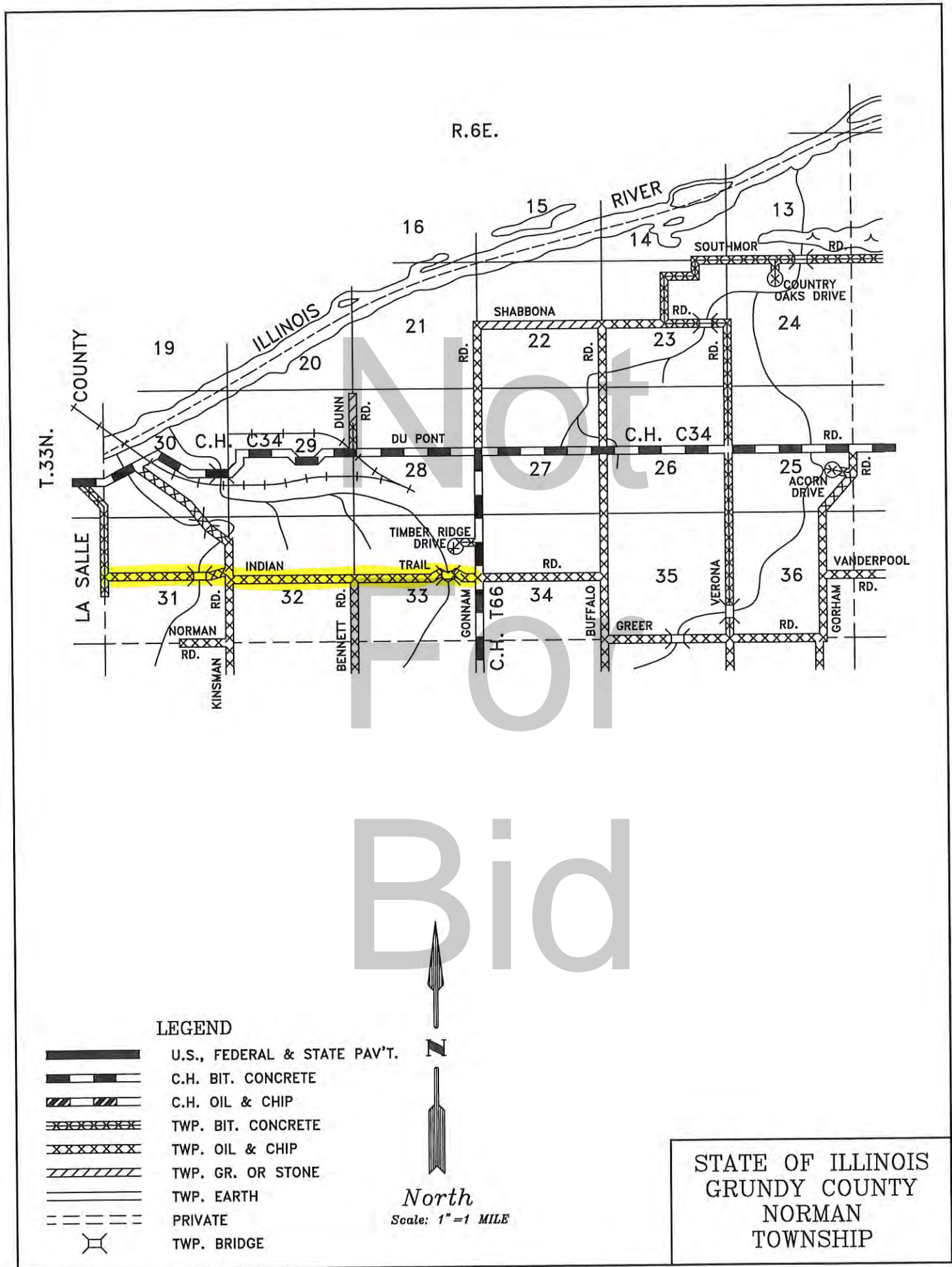
LEGEND

-  U.S., FEDERAL & STATE PAV'T.
-  C.H. BIT. CONCRETE
-  C.H. OIL & CHIP
-  TWP. BIT. CONCRETE
-  TWP. OIL & CHIP
-  TWP. GR. OR STONE
-  TWP. EARTH
-  PRIVATE
-  TWP. BRIDGE



North
Scale: 1" = 1 MILE

STATE OF ILLINOIS
GRUNDY COUNTY
NETTLE CREEK
TOWNSHIP






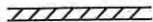





R.6E.

T.33N.

LA SALLE COUNTY

LEGEND

-  U.S., FEDERAL & STATE PAV'T.
-  C.H. BIT. CONCRETE
-  C.H. OIL & CHIP
-  TWP. BIT. CONCRETE
-  TWP. OIL & CHIP
-  TWP. GR. OR STONE
-  TWP. EARTH
-  PRIVATE
-  TWP. BRIDGE



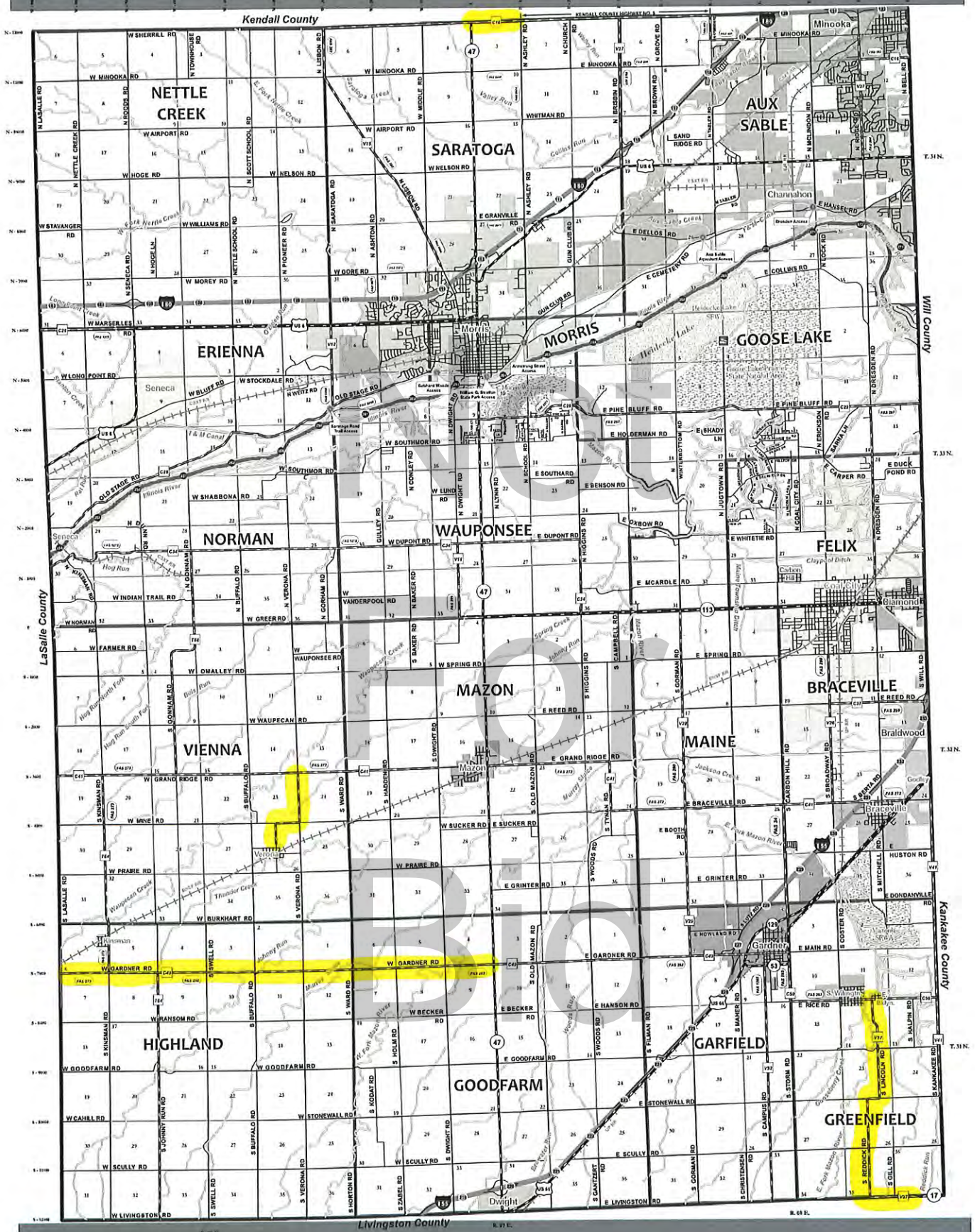
North

Scale: 1" = 1 MILE

STATE OF ILLINOIS
GRUNDY COUNTY
NORMAN
TOWNSHIP

County Highway Map

Grundy County, Illinois



County Map Symbology
